



WOODCARVERS CATALOGUE

**TWO LOCATIONS TO SERVE
YOU BETTER**

272 Anderton Road

Comox, BC V9M 1Y2

1-800-663-5597

#6 - 145 Schoolhouse Street

Coquitlam, BC V3K 4X8

1-800-663-1101

“Canada’s Carving Center”

Welcome to Woodchips”

•“Woodchips Carving Supplies, a division of Pand Enterprises Inc. is Canada’s leading supplier of Carving Tools and Supplies. Our sister store, Island Woodcraft Supplies, is a specialty store for today’s Woodturning enthusiast. Our Current price list (separate document) is in Canadian Dollars and reflects the exchange rate at the time of printing. We suggest you check our website <http://www.islandwoodcraft.ca> for current pricing on items if your price sheet is out of date. We ship to our American Customers by US Postal Service which allows us to insure and track packages. Our 800 numbers, located on the last page, are available during business hours if you wish to check current prices and shipping costs. For your convenience, we accept Visa, MasterCard and American Express.

• This is the hassle free way of buying Canadian goods! - Doug and Les Black

“A Word on Woods”

This “Word on Woods” is intended to give the beginner an idea of the qualities of the various woods available at Woodchips. It is always best to try out the many varieties of woods for yourself and determine which you find best for a particular project. We suggest you use an easy wood like, Basswood, when you start to carve because then you do not have to fight with a difficult wood at the same time you are learning how to carve. Another point to bear in mind is that it is false economy to worry about spending a few dollars on a good piece of wood when you are going to put some 20 to 200 hours into the piece of fine art you are creating.

Wood is normally sold by the *Board Foot* and you calculate the number of board feet in the piece that you need by multiplying the width times the thickness times the length and dividing this number by 144. For example: 8” x 14” x 4” gives you 448, then divide by 144 and you get 3.11 board feet. You then multiply this by the cost per board foot of the wood you want. You then have the total cost of the wood. If this is too confusing or too much trouble, just call us and we will figure it out for you.

Experimentation and originality are two of the most important traits in woodcarving so, by all means, if you think something will work – give it a try. Woodcarving is a great hobby and you may be pleasantly surprised at how much talent you have. All you need to start with is a knife, something to sharpen it with, a good beginner’s book and a chunk of Basswood. Give it a few hours and it might just change your whole life.

BASSWOOD - Is the wood of the Linden tree and grows, on this continent, in Eastern Canada and the USA. It is known as Linden in Europe and as either Lime or Linden in Britain. Basswood is usually considered the best wood for knife carving being easy to cut, strong, and light in colour and with the capacity to tolerate a slightly dull tool. It exhibits very little grain pattern and can be polished up to a high gloss if desired. The density varies from firm to light and soft depending on the climate and altitude at which it is grown. The downside is that it has a tendency to get fuzzy when finishing, especially if water based finishes are used, but this can be minimized with proper sanding treatment. We carry blocks of various sizes and we will come as close as possible to the dimensions that you want. We carefully hand pick the very best!

We stock 1”, 2” 3” and 4” Premium Wood, cut to length and sold by the Board Foot.

TUPELO – Grows in swampy areas of the USA. This strange tree is soft and light for about 5 feet from the ground, then is hard and very heavy from there up. The tree is felled at the five-foot level and is used for making upholstered furniture and pallets. The stumps are left awhile then cut off close to the bottom for use in carving. There can be quite a variation in the density and quality of Tupelo so it is important to purchase this wood from a reputable supplier to get the best grade for your project. Tupelo is difficult to knife carve as it has a tendency to crush, but is the best to grind with a Foredom or other rotary tool as it holds detail very well. It is the wood used mostly by bird carvers. There is little or no sap or resin in the wood, which keeps rotary bits from clogging up. We normally keep a wide selection of blocks and will come as close as we can to the dimensions of your order.

Tupelo is sold by the block and priced by the board foot. We stock 4” and 6” in random widths and lengths.

MANZANITA ROOT - Has a very irregular shape. Normally used for mounting birds or scenes on it, is red in colour and may be carved to any shape if you do not like its present one. You have our guarantee that no two pieces will be the same! It is hard to give it a price because the shapes are so varied but we have established some kind of standard. If it is not the piece that you were thinking of, please return it.

We stock Manzanita Root in four sizes : 00 - Small , 01 - Medium, 02 - Large and 03 - X large

POWER TOOLS



NSK Electer E Max - The Ultimate Grinder

Woodcarvers love the way the NSK Electer E Max's light vibration free heatless, reversible hand piece lets them work for extended periods without fatigue or discomfort. The hand piece also features superior balance, and is designed for better fit in the palm of your hand. A "Big" plus is that no tools are required to change either burrs or collets and both can be done in seconds.

For increased comfort, all of which give the user a more precise feel for the hand piece -- leading to greater control when carving, shaping, feathering, detailing, or texturing. The Electer E-Max hand piece runs on a reliable coreless DC electric micro-motor. All the controls wood carvers need are within easy fingertip reach -- such as controls for directional adjustments and rotation speeds. Variable speed ranging from 1,000 to 35,000 rpm. Precise control during delicate applications. Quick collet and bur release system. Second adapter to accommodate left-hand user. Coreless DC motor providing constant speed under varying loads. Continuous operation without heat build-up. Call For Current Price.



NSK Espert 500 – “High Torque” Grinder

Realized high output power of 200W and high durability product by the harmonious combination of a hall-element brushless DC motor and high grade electronic circuitry.

- High Speed: 1,000-50,000 min⁻¹
- 2 High Performance Brushless Motors; Torque type 200W Compact Type 140W
- Accurate motor revolution is digitally displayed.
- Memory Speed Function installed.

Order Standard Model – 9981 (120V) or High Torque Model – 9983 – (120V)

Freedom Woodcarving Set – 2276 (New)

Complete Tool Kits contain everything you need to get to work. They take the guesswork out of product selection, offer the best value, and feature the most dependable and popular tool combinations for specific applications. The 2276 Woodcarving Kit contains these main components:

- S Motor - Freedom's 1/8 hp, ball bearing, hang-up style motor with speed up to 18,000 rpm. This is Freedom's most popular motor, and its increased power (25% more power than CC, DD, and MM motors), makes it perfect for just about any application.
 - FCT Control - this foot operated speed control has solid state electronics and comes in a heavy duty plastic housing with an extra wide design.
 - No. 44T Hand piece. This collet style hand piece is popular among woodcarvers since it accommodates larger accessories with shank diameters up to 1/4". It comes with 3/32", 1/8" and 1/4" collets. The tapered design allows for close and safe work. The No. 44T is a member of the Freedom system of interchangeable hand pieces.
- Kit also includes:
- No. 51 Accessory Kit (a 6 pc. woodcarving assortment with a Typhoon carbide bur, 2 CeramCut Blue stones, diamond point, cross cut carbide bur and split sanding mandrel with sandpaper template).
 - Flexible shaft grease.
 - Pin and wrench for changing collets and accessories.
 - How To Carve booklet with step-by-step instructions, patterns, and projects, plus an illustrated Burr Selection Chart.



**Our Price Includes A
Full Canadian Warranty**

**Reversible Model is
Available**



Foredom Woodcarving Set – 5240

As of October 1, several of Foredom's Complete Tool Kits have been upgraded with new motors and more comprehensive and versatile rotary accessory selections. Tool Kits contain everything you need to get to work. They take the guesswork out of product selection, offer the best value, and feature smart tool combinations for specific applications.

The 5240 Woodcarving Kit has a New Total Retail Value of \$416.81. The motor and control carry a two year warranty.

Our Feature Price Includes Warranty

The kit contains these main components:

- All new SR Motor - Foredom's new 1/6 hp, ball bearing, hang-up style motor with speed up to 18,000 rpm. This motor offers substantially more power than any of Foredom's other universal motors - 66% more than Series CC and 33% more than Series S and old SR motors. The All new SR operates in forward and reverse rotation for added versatility.
- FCT Control - this foot operated speed control has solid state electronics and comes in a heavy duty plastic housing with an extra wide design.
- No. 44T Hand piece. This collet style hand piece is popular among woodcarvers since it accommodates larger accessories with shank diameters up to 1/4". It comes with 3/32", 1/8" and 1/4" collets. The tapered design allows for close and safe work. The No. 44T is a member of the Foredom system of interchangeable hand pieces.

Kit also includes:

- New No. 53 Accessory Kit (47 pc. assortment with 3/32", 1/8" and 1/4" shank accessories). It includes many of the latest and most unique items from Foredom- ScotchBrite Radial Bristle Discs, Purple Ceramic Sanding Bands and Discs, Typhoon Burs, V Stones, CeramCut Blue Stones, and lots more.
- Rotating Bur and Tool Holder for all size shank accessories plus bonus small round bur holder with lid.
- Flexible shaft grease.
- Pin and wrench for changing collets.
- Carving manual - an excellent resource from Woodcarving Illustrated Magazine with photos and lots of valuable information.

NEED MORE POWER ???

We also stock the Foredom TXH440 – 1/3 HP 15,000 RPM



TXH440, TXH motor, Industrial Kit

Kit includes TXH motor with heavy duty shaft and sheath, No. 44HT Handpiece, SXR Control, HK25

Accessory Kit, Motor brushes and Grease.

*Visit our website: <http://www.islandwoodcraft.ca>
for more details*

We also stock “Authentic” replacement parts for these Foredom tools. Motor brushes, bearings, inner and outer flexshafts and collets.

David Says – “Remember to Grease Your Shaft Frequently”

Other Foredom Power Heads and Controls



1/3 hp TX motor and EMX speed control

Foredom's most powerful motor is teamed up with a table-top dial control. The permanent-magnet TX features the latest in flex shaft technology and delivers more torque throughout the entire speed range than any other flex shaft motor.



1/3 hp TX motor and TXR speed control

Foredom's most powerful motor and foot control. The permanent-magnet TX features the latest in flex shaft technology and delivers more torque throughout the entire speed range than any other flex shaft motor.



1/3 hp TXB motor and SXR speed control

Foredom's most powerful motor, mounted in a cast-iron base for easy placement anywhere on the workbench, is matched with the SXR foot control. The permanent-magnet TXB features the latest in flex shaft technology and delivers more torque throughout the entire speed range than any other flex shaft motor.



1/3 hp TXBH motor (heavy duty) and EMX speed control

Foredom's heavy-duty model of its most powerful motor, mounted in a cast-iron base for easy placement anywhere on the workbench, is teamed up with a table-top dial control. The permanent-magnet TXBH features the latest in flex shaft technology and delivers more torque throughout the entire speed range than any other flex shaft motor.



1/3 hp TXBH motor (heavy duty) and TXR speed control

Foredom's heavy-duty model of its most powerful motor, mounted in a cast-iron base for easy placement anywhere on the workbench, is matched with the TXR foot control. The permanent-magnet TXBH features the latest in flex shaft technology and delivers more torque throughout the entire speed range than any other flex shaft motor.



1/3 hp TXH motor (heavy duty) and SXR speed control

Foredom's heavy-duty model of its most powerful motor and foot control. The permanent-magnet TXH features the latest in flex shaft technology and delivers more torque throughout the entire speed range than any other flex shaft motor.



1/3 hp TXM motor with built-in speed control

Foredom's most powerful motor, with integrated speed control, is mounted in a cast-iron base for easy placement anywhere on the workbench. The permanent-magnet TXM features the latest in flex shaft technology and delivers more torque throughout the entire speed range than any other flex shaft motor.



EM table top dial speed control

EM table top speed control is constructed of heavy-duty plastic with durable solid state electronics. It has a dial control for precise speed settings, as well as good repeatability of previous settings. Interchangeable and can be teamed up with SR, SRB, L, LB, and older S, SB, SR, SRB, CC and DD motors. (115 volt.)



Dial Control and Chisel Handpiece, Kit EMX-50

Kit with EMX Dial Speed Control, No.50 Chisel Handpiece and 11 chisels. This is for use with the TX motor.



1/3 hp TX motor and SXR speed control

Foredom's most powerful motor and foot control. The permanent-magnet TX features the latest in flex shaft technology and delivers more torque throughout the entire speed range than any other flex shaft motor.



1/3 hp TXB motor and EMX speed control

A bench style version of Foredom's most powerful motor is teamed up with a table-top dial control. The permanent-magnet TXB features the latest in flex shaft technology and delivers more torque throughout the entire speed range than any other flex shaft motor.



1/3 hp TXB motor and TXR speed control

Foredom's most powerful motor, mounted in a cast-iron base for easy placement anywhere on the workbench, is matched with the TXR foot control. The permanent-magnet TXB features the latest in flex shaft technology and delivers more torque throughout the entire speed range than any other flex shaft motor.



1/3 hp TXBH motor (heavy duty) and SXR speed control

Foredom's heavy-duty model of its most powerful motor, mounted in a cast-iron base for easy placement anywhere on the workbench, is matched with the SXR foot control. The permanent-magnet TXBH features the latest in flex shaft technology and delivers more torque throughout the entire speed range than any other flex shaft motor.



1/3 hp TXH motor (heavy duty) and EMX speed control

Foredom's heavy duty model of its most powerful motor is teamed up with a table-top dial control. The permanent-magnet TXH features the latest in flex shaft technology and delivers more torque throughout the entire speed range than any other flex shaft motor.



1/3 hp TXH motor (heavy duty) and TXR speed control

Foredom's heavy-duty model of its most powerful motor and foot control. The permanent-magnet TXH features the latest in flex shaft technology and delivers more torque throughout the entire speed range than any other flex shaft motor.



1/3 hp TXMH motor, heavy duty, with built-in speed control

Foredom's heavy duty model of its most powerful motor, with integrated speed control, is mounted in a cast-iron base for easy placement anywhere on the workbench. The permanent-magnet TXMH features the latest in flex shaft technology and delivers more torque throughout the entire speed range than any other flex shaft motor.



EMH table top dial speed control

EMH table top speed control is made exclusively for use with discontinued Series H motors. It is constructed of heavy-duty plastic with durable solid state electronics. The EMH has a dial control for precise speed settings, as well as good repeatability of previous settings. Not interchangeable with other Foredom speed controls. Can be used only with Series H and HB motors. (115 volt.)



EMX table top dial speed control

EMX table top speed control is made exclusively for use with Series TX and TXH motors. It is constructed of heavy-duty plastic with durable solid state electronics. The EMX has a dial control for precise speed settings, as well as good repeatability of previous settings.

No. 8 Handpiece

Slim collet handpiece for fine detail work. Prelubricated ball bearings require no maintenance. Chuck guard slides back when changing burs. Comes with 3/32" and 1/8" collets and chuck wrenches for changing collets and accessories.

No. 8D Handpiece

Same as the No. 8, with the addition of a Duplex Spring. The spring provides extra flexibility to the handpiece.

No. 28 Handpiece

A slender, comfortable design with tapered grip and pre-lubricated ball bearings that do not require lubrication. Comes with 3/32" and 1/8" collets, and pin and chuck wrench for changing collets and accessories.

No. 30 Handpiece

Freedom's most popular handpiece features a #0 geared 3-jaw Jacobs® Chuck. It accepts any size accessory shank or drill bit up to 5/32". Prelubricated ball bearings require no maintenance. Comes with HPCK-0 chuck key.

No. 43T Handpiece-NEW!

Same as the popular 44T collet-style handpiece, except 1" shorter. Ideal for using larger accessories in difficult to reach and interior spaces. Accommodates accessories with up to 1/4" diameter shanks.

No. 44T Handpiece

Collet type handpiece that accommodates accessories with up to 1/4" diameter shanks. Prelubricated ball bearings require no maintenance. Comes with 3/32", 1/8" and 1/4" collets, pin and wrench for changing collets and accessories.

No. 50 Handpiece

Freedom's Chisel Handpiece.

G-30 Handpiece Grip

Cushion grip for Nos. 30 and 30SJ Handpieces.

No. 25 Handpiece

Precision handpiece made for continuous production work. Comes with 1/8" (3.18mm) and 1/4" (6.35mm) collets, and pin and wrench for changing collets and accessories.

No. 25C Handpiece

Precision handpiece made for continuous production work. Comes with #0 Jacobs chuck with 0-5/32" capacity and CK-0 Chuck Key.

No. 25H Handpiece

For exclusive use with Series H and TXH Motors. Collet type, heavy duty handpiece features square drive with positive locking mechanism and permanently lubricated ball bearings for cool-running, continuous use.

No. 30H Handpiece

For use exclusively with Series H and TXH motors. Features are similar to Freedom's popular No. 30 handpiece. It accepts any size accessory shank or drill bit up to 5/32". Comes with HPCK-0 chuck key.

No. 35 Handpiece

Unique handpiece with speed increaser that produces 2.5 times the speed of the motor. Comes with 1/8" collet installed unless otherwise specified.

No. 44HT Handpiece

For use exclusively with Series H and TXH motors. Features are similar to Freedom's No. 44T handpiece. Comes with 1/8" and 1/4" collets and pin and wrench for changing collets and accessories.

No. 50C Handpiece

Freedom's Chisel Handpiece with set of 6 steel chisels.

Dial Control and Chisel Handpiece, Kit EM-50

Kit with EM Dial Speed Control, No. 50 Chisel Handpiece and 11 chisels. This is for use with Series SR and other Freedom universal motors.

MH-3 Motor Hanger

Double motor hanger (for hanging two motors) with clamp attachment.

MH-4 Motor Hanger

Double motor hanger (for hanging two motors) with base mount.

MH-7 Motor Hanger

Motor hanger with base mount.

MH-5 Motor Hanger

Motor hanger with clamp attachment.

MH-6 Motor Hanger

Motor hanger with base mount.

HH-30, Handpiece Holder

For use with Handpiece Nos. 30, 30H, 30SJ, 44, 44T and 44HT. Allows you to bring the work piece to the tool instead of the other way around. Comes with handpiece clamp, rod, and BC-1 clamp.

UA10451, Base and Yoke Assembly

Turns your hang-up style motor into a bench top model. Easy to install and includes mounting screws. For use with Series TX, TXH, SR-1/6 and 1/8 hp, and S hang-up style motors.

Foredom Maintenance Parts and Accessories

MSMK-10 Maintenance Kit

Maintenance kit for All New 1/6 HP Series SR, SRM, and SRB motors. (115 volt and 230 volt).

MSMK-16 Maintenance Kit

Maintenance kit for 1/3 HP Series TX, TXM, and TXB motors. (115 volt and 230 volt).

MSMK-8 Maintenance Kit

Maintenance kit for 1/8 HP Series SR, SRM, and SRB motors, Series S, SM, and SB motors. (115 volt and 230 volt).

MP117P Motor Brush pair

Pair of motor brushes for R, RB, EE, GG, and MMG motors (115 volt and 230 volt). Also for 230 volt CC, DD and MM motors.

MP229P Motor Brush pair

Pair of motor brushes for Bench Grinder models 1 and 5 (115 volt and 230 volt). Also for Series F motors.

MP132P Motor Brush pair

Pair of motor brushes for All New 115 and 230 volt 1/6 HP Series SR, SRB, SRM, and motors.

MP2019P Motor Brush pair

Pair of motor brushes for 115 and 230 volt 1/8 HP Series SR, SRM, and SRB motors, Series S, SM, and SB motors, and 1/4 HP Series H, HM, and HB motors. Also for Series K motor.

MS10005 Oiler

Foredom motor and handpiece oil in a hypodermic dispenser.

MS10008 Grease

Foredom No. 50 Chisel Handpiece Grease in a .5oz tube.

MS10006 Grease

Foredom Flexible Shaft Grease in a 1 oz container.

MS10010 Oil

Foredom motor and handpiece oil in a 2 oz container.

Sheath, Neoprene, S-77N

Neoprene Outer Sheath for SR, SRB, SRM, L, LB, LM motors. Also for discontinued K motors.

Sheath, S-82

Outer Sheath for (discontinued) Series F motors.

Sheath, S-80, Series EE motor

Outer Sheath for (discontinued) Series EE geared motors.

Sheath, S-10802A, Series H motor

Heavy Duty Outer Sheath for Series H motors only, includes 10822 silencer.

Shaft and Sheath, S-10804B, Series H motor

Complete assembly (10805, 10802A, and 10822) for Series H motors only.

Shaft, S-10805, Series H motor

Heavy Duty Inner Shaft for Series H motors only.

Sheath, S-77

Standard Outer Sheath for 1/3 HP Series TX, TXM, and TXB motors, 1/6 and 1/8 HP Series SR, SRM, and SRB motors, Series S, SM, and SB motors, Series CC, MM, and DD motors, and Series R and RB motors.

Shaft, S-96A

Inner Shaft for discontinued Series EE geared motors.

Shaft, S-93

Inner Shaft for 1/3 HP Series TX, TXM, and TXB motors, 1/6 and 1/8HP Series SR, SRM, and SRB motors, Series L, LM and LB motors, PowerGraver motors, Series S, SM, SB motors, Series CC, MM, and DD motors, Series R and RB motors, and Series K motors.

Shaft, S-97

Inner shaft for discontinued Series F motors.

Silencer spring, SS10822, Series H motor

Silencer Spring SS10822 for Series H motor

UA111P, Motor Connector

Motor connector (light gray connector piece between motor and shaft/sheath) for Series TX, SR- both 1/6 and 1/8 HP, S, CC, L and PowerGraver motors.

Freedom Collets

441 Collet

No. 441 Collet (1/16in, 1.6mm) for use in Handpiece Nos. 44, 44T, 44TSJ, and 44HT.

443 Collet

No. 443 Collet (1/8in, 3.18mm) for use in Handpiece Nos. 44, 44T, 44TSJ, and 44HT.

445 Collet

No. 445 Collet (3/16in, 4.8mm) for use in Handpiece Nos. 44, 44T, 44TSJ, and 44HT.

448 Collet

No. 448 Collet (3mm) for use in Handpiece Nos. 44, 44T, 44TSJ, and 44HT.

601 Collet

No. 601 Collet (1/32in, .8mm) for use in Handpiece Nos. 8, 8D, 8SJ, 28 and 28SJ.

603 Collet

No. 603 Collet (3/32in, 2.35mm) for use in Handpiece Nos. 8, 8D, 8SJ, 28 and 28SJ.

605 Collet

No. 605 Collet (3mm) for use in Handpiece Nos. 8, 8D, 8SJ, 28 and 28SJ.

440 Collet Set

Set of 7 collets for Nos. 44, 44T, 44TSJ and 44HT Handpieces

103112 Collet

No. 103112 Collet (1/4in, 6.35mm) for use Handpiece Nos. 25, 25H, 35, and 35SJ.

103114 Collet

No. 103114 Collet (1/8in, 3.18mm) for use in Handpiece Nos. 25, 25H, 35, and 35SJ.

103116 Collet

No. 103116 Collet (1/16in, 1.6mm) for use in Handpiece Nos. 25, 25H, 35 and 35SJ.

103124 Collet

No. 103124 Collet (3mm) for use in Handpiece Nos. 25, 25H, 35, and 35SJ.

Collet Set, 103000

Set of 5 collets for Nos. 25, 25H, 35 and 35SJ Handpieces

442 Collet

No. 442 Collet (3/32in, 2.35mm) for use in Handpiece Nos. 44, 44T, 44TSJ, and 44HT.

444 Collet

No. 444 Collet (5/32in, 4mm) for use in Handpiece Nos. 44, 44T, 44TSJ, and 44HT.

447 Collet

No. 447 Collet (1/4in, 6.35mm) for use in Handpiece Nos. 44, 44T, 44TSJ, and 44HT.

449 Collet

No. 449 Collet (6mm) for use in Handpiece Nos. 44, 44T, 44TSJ, and 44HT.

602 Collet

No. 602 Collet (1/16in, 1.6mm) for use in Handpiece Nos. 8, 8D, 8SJ, 28 and 28SJ.

604 Collet

No. 604 Collet (1/8in, 3.18mm) for use in Handpiece Nos. 8, 8D, 8SJ, 28 and 28SJ.

703 Collet

No. 703 Collet for use in Handpiece Nos. 18, 18D, and 18SJ.

600 Collet Set

Set of 4 collets for Nos. 8, 8D, 8SJ, 28 and 28SJ Handpieces

103113 Collet

No. 103113 Collet (3/16in, 4.8mm) for use in Handpiece Nos. 25, 25H, 35, and 35SJ.

103115 Collet

No. 103115 Collet (3/32in, 2.35mm) for use in Handpiece Nos. 25, 25H, 35, and 35SJ.

103119 Collet

No. 103119 Collet (6mm) for use in Handpiece Nos. 25, 25H, 35, and 35SJ.

103126 Collet

No. 103126 Collet (4mm) for use in Handpiece Nos. 25, 25H, 35, and 35SJ.

Woodchips Carving Supplies also has a full line of Equipment for Woodturning : Lathes, Tools, Equipment and Supplies.

Visit our other Website: <http://www.islandwoodcraft.ca> for Details

Blue Ceramic Grinding Points by "Foredom"

CK846 CeramCut Blue Stone

Ceramcut Blue Stone in flame shape. 120 grit, 1/8" max. head dia. x 5/16" head length, 1/8" shank. Has ceramic and aluminum oxide abrasive grain structure superior in performance and life to standard aluminum oxides or silicon carbides.

CK882 CeramCut Blue Stone

Ceramcut Blue Stone in cup shape. 120 grit, 1/2" max. head dia. x 1/16" (edge), 1/8" shank. Has ceramic and aluminum oxide abrasive grain structure superior in performance and life to standard aluminum oxides or silicon carbides.

CK8112 CeramCut Blue Stone

Ceramcut Blue Stone in pear shape. 120 grit, 3/8" max. head dia. x 1/2" head length, 1/8" shank. Has ceramic and aluminum oxide abrasive grain structure superior in performance and life to standard aluminum oxides or silicon carbides.

CK8132 CeramCut Blue Stone

Ceramcut Blue Stone in cylinder cup shape. 80 grit, 3/8" max. head dia. x 1/2" head length, 1/8" shank. Has ceramic and aluminum oxide abrasive grain structure superior in performance and life to standard aluminum oxides or silicon carbides.

CK8154 CeramCut Blue Stone

Ceramcut Blue Stone in long cylinder shape. 80 grit, 3/16" max. head dia. x 1/2" head length, 1/8" shank. Has ceramic and aluminum oxide abrasive grain structure superior in performance and life to standard aluminum oxides or silicon carbides.

CK8182 CeramCut Blue Stone

CK8352 CeramCut Blue Stone

Ceramcut Blue Stone in small cylinder shape. 120 grit, 3/32" max. head dia. x 1/4" head length, 1/8" shank. Has ceramic and aluminum oxide abrasive grain structure superior in performance and life to standard aluminum oxides or silicon carbides.

CK852 CeramCut Blue Stone

CK897 CeramCut Blue Stone

Ceramcut Blue Stone in flat taper shape. 120 grit, 3/32" max. head dia. x 3/8" head length, 1/8" shank. Has ceramic and aluminum oxide abrasive grain structure superior in performance and life to standard aluminum oxides or silicon carbides.

CK8122 CeramCut Blue Stone

Ceramcut Blue Stone in large ball shape. 120 grit, 3/8" head, 1/8" shank. Has ceramic and aluminum oxide abrasive grain structure superior in performance and life to standard aluminum oxides or silicon carbides.

CK8144 CeramCut Blue Stone

Ceramcut Blue Stone in small cylinder shape. 120 grit, 1/8" max. head dia. x 1/4" head length, 1/8" shank. Has ceramic and aluminum oxide abrasive grain structure superior in performance and life to standard aluminum oxides or silicon carbides.

CK8175 CeramCut Blue Stone

Ceramcut Blue Stone in medium cylinder shape. 80 grit, 3/8" max. head dia. x 3/8" head length, 1/8" shank. Has ceramic and aluminum oxide abrasive grain structure superior in performance and life to standard aluminum oxides or silicon carbides.

CK8200 CeramCut Blue Stone

Ceramcut Blue Stone in wheel shape. 120 grit, 3/4" max. head dia. x 1/8" head length, 1/8" shank. Has ceramic and aluminum oxide abrasive grain structure superior in performance and life to standard aluminum oxides or silicon carbides.

CK8392 CeramCut Blue Stone

Ceramcut Blue Stone in small flat taper shape. 120 grit, 3/32" max. head dia. x 3/16" head length, 1/8" shank. Has ceramic and aluminum oxide abrasive grain structure superior in performance and life to standard aluminum oxides or silicon carbides.

Composite Sanders By "Foredom"

5519 Composite Sander

Coarse grit Composite Sander-5519 is used to grind and sand metal and wood surfaces. 3/4" head dia., 1/4" head length, 3/32" shank. Max. speed rating 25,000 rpm. Made in USA.

5528 Composite Sander

Coarse grit Composite Sander-5528 is used to grind and sand metal and wood surfaces. 3/4" head dia., 1/4" head length, 3/32" shank. Max. speed rating 25,000 rpm. Made in USA.

10333 Dressing Stone
Silicon carbide block for dressing and cleaning CeramCut Blue Stones and other mounted abrasive points. 60 grit, 3-1/8" wide x 1-1/4" deep x 1/2" high.

10335 Mini Dressing Stone
Silicon carbide mini block for dressing and cleaning mounted abrasive points. 30 grit, 1-3/4" wide x 3/4" deep x 3/8" high.

This 3" x 3" x 1-1/2" cleaning block is like a giant eraser - it feels like an old shoe with a neoprene sole. It restores clogged areas and voids in abrasive stones, typhoons, flex diamond sanding bands, discs, cartridge rolls and other abrasives. Run at low speed and hold accessory against the block to remove embedded grinding debris. Use even after cleaning with diamond hones. PN: AC1

Diamond Cleaner Wet Stick
Use wet for unloading plated and sintered diamond points. 2" x 1/2" x 3/4"
PN: 4005

Cut-off Wheels – Grinding Stones



D1 Abrasive Disc

Rubber Bonded Abrasive Disc-D1 with 1/16" arbor hole is suitable for grinding, smoothing and cleaning glass, high speed steel and other tough materials. 90 grit, 7/8" dia., .023" thick. Max. speed rating 30,000 rpm. Recommended for use with Foredom Mandrels M1 and M6.




D6 Cut-Off Wheel

Cut-off Wheel-D6 with 1/16" arbor hole is fiberglass reinforced and used to cut-off, groove and trim metal, wood, and ceramics. 60 grit, 1-1/4" dia., .050" thick. Max. speed rating 45,000 rpm. Recommended for use with Foredom Mandrels M15 and M16.



D9 Cut-Off Wheel

Cut-off Wheel-D9 with 1/16" arbor hole is fiberglass reinforced and used to cut-off, groove and trim metal, wood, and ceramics. 60 grit, 2" dia., .050" thick. Max. speed rating 45,000 rpm. Recommended for use with Foredom Mandrels M15 and M16.



D2 Abrasive Disc

Rubber Bonded Abrasive Disc-D2 with 1/16" arbor hole is suitable for grinding, smoothing and cleaning glass, high speed steel and other tough materials. 90 grit, 1-1/4" dia., .062" thick. Max. speed rating 30,000 rpm. Recommended for use with Foredom Mandrels M6 and M15.



D8 Cut-Off Wheel

Cut-off Wheel-D8 with 1/16" arbor hole is fiberglass reinforced and used to cut-off, groove and trim metal, wood, and ceramics. 60 grit, 1-1/2" dia., .050" thick. Max. speed rating 45,000 rpm. Recommended for use with Foredom Mandrels M15 and M16.



G21 Aluminum Oxide Grinding Stone-Unmounted

Aluminum Oxide Unmounted Grinding Stone-G21 with 1/16" center hole. Use for grinding, cleaning, and smoothing very hard materials such as steel and malleable iron. Use with Foredom Mandrels M1, M6, M13 and M15. 120 grit, 1/2" dia. Max. speed 21,000 rpm. Made in USA.



G23 Aluminum Oxide Grinding Stone-Unmounted

Aluminum Oxide Unmounted Grinding Stone-G22 with 1/16" center hole. Use for grinding, cleaning, and smoothing very hard materials such as steel and malleable iron. Use with Foredom Mandrels M1, M6, M13 and M15. 120 grit, 3/4" dia. Max. speed 21,000 rpm. Made in USA.



G28 Aluminum Oxide Grinding Stone-Unmounted

Aluminum Oxide Unmounted Grinding Stone-G28 with 1/16" center hole. Use for grinding, cleaning, and smoothing very hard materials such as steel and malleable iron. Use with Foredom Mandrels M1, M6, M13 and M15. 80 grit, 3/4" dia. Max. speed 21,000 rpm. Made in USA.



G30 Aluminum Oxide Grinding Stone-Unmounted

Aluminum Oxide Unmounted Grinding Stone-G30 with 1/16" center hole. Use for grinding, cleaning, and smoothing very hard materials such as steel and malleable iron. Use with Foredom Mandrels M1, M6, M13 and M15. 80 grit, 5/8" dia. Max. speed 21,000 rpm. Made in USA.



G32 Aluminum Oxide Grinding Stone-Unmounted

Aluminum Oxide Unmounted Grinding Stone-G32 with 1/16" center hole. Use for grinding, cleaning, and smoothing very hard materials such as steel and malleable iron. Use with Foredom Mandrels M1, M6, M13 and M15. 80 grit, 5/8" dia. Max. speed 21,000 rpm. Made in USA.



G34 Aluminum Oxide Grinding Stone-Unmounted

Aluminum Oxide Unmounted Grinding Stone-G34 with 1/16" center hole. Use for grinding, cleaning, and smoothing very hard materials such as steel and malleable iron. Use with Foredom Mandrels M1, M6, M13 and M15. 80 grit, 1/2" dia. Max. speed 21,000 rpm. Made in USA.



G22 Aluminum Oxide Grinding Stone-Unmounted

Aluminum Oxide Unmounted Grinding Stone-G22 with 1/16" center hole. Use for grinding, cleaning, and smoothing very hard materials such as steel and malleable iron. Use with Foredom Mandrels M1, M6, M13 and M15. 120 grit, 5/8" dia. Max. speed 21,000 rpm. Made in USA.



G27 Aluminum Oxide Grinding Stone-Unmounted

Aluminum Oxide Unmounted Grinding Stone-G27 with 1/16" center hole. Use for grinding, cleaning, and smoothing very hard materials such as steel and malleable iron. Use with Foredom Mandrels M1, M6, M13 and M15. 80 grit, 3/4" dia. Max. speed 21,000 rpm. Made in USA.



G29 Aluminum Oxide Grinding Stone-Unmounted

Aluminum Oxide Unmounted Grinding Stone-G29 with 1/16" center hole. Use for grinding, cleaning, and smoothing very hard materials such as steel and malleable iron. Use with Foredom Mandrels M1, M6, M13 and M15. 80 grit, 3/4" dia. Max. speed 21,000 rpm. Made in USA.



G31 Aluminum Oxide Grinding Stone-Unmounted

Aluminum Oxide Unmounted Grinding Stone-G31 with 1/16" center hole. Use for grinding, cleaning, and smoothing very hard materials such as steel and malleable iron. Use with Foredom Mandrels M1, M6, M13 and M15. 80 grit, 5/8" dia. Max. speed 21,000 rpm. Made in USA.



G33 Aluminum Oxide Grinding Stone-Unmounted

Aluminum Oxide Unmounted Grinding Stone-G33 with 1/16" center hole. Use for grinding, cleaning, and smoothing very hard materials such as steel and malleable iron. Use with Foredom Mandrels M1, M6, M13 and M15. 80 grit, 1/2" dia. Max. speed 21,000 rpm. Made in USA.



G35 Aluminum Oxide Grinding Stone-Unmounted

Aluminum Oxide Unmounted Grinding Stone-G35 with 1/16" center hole. Use for grinding, cleaning, and smoothing very hard materials such as steel and malleable iron. Use with Foredom Mandrels M1, M6, M13 and M15. 80 grit, 1/2" dia. Max. speed 21,000 rpm. Made in USA.

 <p><u>1 Red Aluminum Oxide Point</u> Cone shape Red Aluminum Oxide Point. 1/8" head dia. x 7/32" head length, 3/32" shank, 120 grit.</p>	 <p><u>2 Red Aluminum Oxide Point</u> Red Aluminum Oxide Point-2 for fast cutting on high tensile, tough materials such as steel and malleable iron. Also for porcelain and glass. Medium to fine finishing work. 120 grit, 5/16" head dia. x 1/32" head length, 3/32" shank. Max. speed 35,000 rpm. Made in USA.</p>
 <p><u>3 Red Aluminum Oxide Point</u> Red Aluminum Oxide Point-3 for fast cutting on high tensile, tough materials such as steel and malleable iron. Also for porcelain and glass. Medium to fine finishing work. 120 grit, 1/4" head dia. x 11/32" head length, 3/32" shank. Max. speed 35,000 rpm. Made in USA.</p>	 <p><u>4 Red Aluminum Oxide Point</u> Red Aluminum Oxide Point-4 for fast cutting on high tensile, tough materials such as steel and malleable iron. Also for porcelain and glass. Medium to fine finishing work. 100 grit, 1/4" head dia. x 1/4" head length, 3/32" shank. Max. speed 35,000 rpm. Made in USA.</p>
 <p><u>5 Red Aluminum Oxide Point</u> Red Aluminum Oxide Point-5 for fast cutting on high tensile, tough materials such as steel and malleable iron. Also for porcelain and glass. Medium to fine finishing work. 80 grit, 1/4" head dia. x 1/2" head length, 3/32" shank. Max. speed 35,000 rpm. Made in USA.</p>	 <p><u>6 Red Aluminum Oxide Point</u> Red Aluminum Oxide Point-6 for fast cutting on high tensile, tough materials such as steel and malleable iron. Also for porcelain and glass. Medium to fine finishing work. 80 grit, 3/16" head dia. x 17/32" head length, 3/32" shank. Max. speed 35,000 rpm. Made in USA.</p>
 <p><u>7 Red Aluminum Oxide Point</u> Red Aluminum Oxide Point-7 for fast cutting on high tensile, tough materials such as steel and malleable iron. Also for porcelain and glass. Medium to fine finishing work. 80 grit, 3/8" head dia. x 5/64" head length, 3/32" shank. Max. speed 35,000 rpm. Made in USA.</p>	 <p><u>8 Red Aluminum Oxide Point</u> Red Aluminum Oxide Point-8 for fast cutting on high tensile, tough materials such as steel and malleable iron. Also for porcelain and glass. Medium to fine finishing work. 80 grit, 1/2" head dia. x 1/16" head length, 3/32" shank. Max. speed 35,000 rpm. Made in USA.</p>
 <p><u>9 Red Aluminum Oxide Point</u> Red Aluminum Oxide Point-9 for fast cutting on high tensile, tough materials such as steel and malleable iron. Also for porcelain and glass. Medium to fine finishing work. 120 grit, 3/8" head dia. x 3/64" head length, 3/32" shank. Max. speed 35,000 rpm. Made in USA.</p>	 <p><u>10- Red Aluminum Oxide Point</u> Pointed shape Red Aluminum Oxide Point. 5/32" head dia. x 5/32" head length, 3/32" shank, 120 grit.</p>
 <p><u>11- Red Aluminum Oxide Point</u> Wheel shape Red Aluminum Oxide Point for fast cutting on high tensile, tough materials such as steel and malleable iron. 120 grit, 1/4" head dia. x 5/64" head length, 3/32" shank.</p>	 <p><u>12- Red Aluminum Oxide Point</u> Sphere shape Red Aluminum Oxide Point for fast cutting on high tensile, tough materials such as steel and malleable iron. 13/64" head, 3/32" shank, 100 grit.</p>
 <p><u>13- Red Aluminum Oxide Point</u> Cylinder shape Red Aluminum Oxide Point is for fast cutting on high tensile, tough materials such as steel and malleable iron. 100 grit, 5/32" head, 3/32" shank, 100 grit.</p>	 <p><u>14- Red Aluminum Oxide Point</u> Red Aluminum Oxide Point is for fast cutting on high tensile, tough materials such as steel and malleable iron. 3/16" head dia. x 3/64" head length, 3/32" shank, 120 grit.</p>
 <p><u>15- Red Aluminum Oxide Point</u> Sphere shape Red Aluminum Oxide Point is for fast cutting on high tensile, tough materials such as steel and malleable iron. 3/32" head, 3/32" shank, 120 grit.</p>	 <p><u>16- Red Aluminum Oxide Point</u> Round top cylinder shape Red Aluminum Oxide Point is for fast cutting on high tensile, tough materials such as steel and malleable iron. 5/64" head dia. x 3/64" head length, 3/32" shank, 100 grit.</p>
 <p><u>17- Red Aluminum Oxide Point</u> Tapered cylinder shape Red Aluminum Oxide Point is for fast cutting on high tensile, tough materials such as steel and malleable iron. 1/8" head dia. x 9/32" head length, 3/32" shank. 120 grit.</p>	 <p><u>18- Red Aluminum Oxide Point</u> Cylinder shape Red Aluminum Oxide Point is for fast cutting on high tensile, tough materials such as steel and malleable iron. 1/4" head dia. x 9/32" head length, 3/32" shank. 80 grit.</p>
 <p><u>19- Red Aluminum Oxide Point</u> Tapered cylinder shape Red Aluminum Oxide Point is for fast cutting on high tensile, tough materials such as steel and malleable iron. 1/8" head dia. x 13/32" head length, 3/32" shank, 120 grit.</p>	 <p><u>20- Red Aluminum Oxide Point</u> Red Aluminum Oxide Point-20 for fast cutting on high tensile, tough materials such as steel and malleable iron. Also for porcelain and glass. Medium to fine finishing work. 150 grit, 3/16" head dia. x 5/32" head length, 3/32" shank. Max. speed 35,000 rpm. Made in USA.</p>
 <p><u>21- Red Aluminum Oxide Point</u> Red Aluminum Oxide Point-21 for fast cutting on high tensile, tough materials such as steel and malleable iron. Also for porcelain and glass. Medium to fine finishing work. 100 grit, 1/4" head dia. x 1/4" head length, 3/32" shank. Max. speed 35,000 rpm. Made in USA.</p>	 <p><u>22- Red Aluminum Oxide Point</u> Red Aluminum Oxide Point-22 for fast cutting on high tensile, tough materials such as steel and malleable iron. Also for porcelain and glass. Medium to fine finishing work. 100 grit, 11/64" head dia. x 3/16" head length, 3/32" shank. Max. speed 35,000 rpm. Made in USA.</p>
 <p><u>23- Red Aluminum Oxide Point</u> Red Aluminum Oxide Point-23 for fast cutting on high tensile, tough materials such as steel and malleable iron. Also for porcelain and glass. Medium to fine finishing work. 100 grit, 1/4" head dia. x 11/16" head length, 3/32" shank. Max. speed 35,000 rpm. Made in USA.</p>	 <p><u>24- Red Aluminum Oxide Point</u> Red Aluminum Oxide Point-24 for fast cutting on high tensile, tough materials such as steel and malleable iron. Also for porcelain and glass. Medium to fine finishing work. 100 grit, 33/64" head dia. x 1/16" head length, 3/32" shank. Max. speed 35,000 rpm. Made in USA.</p>



61- Red Aluminum Oxide Point

Red Aluminum Oxide Coarse Grit Point-61. Use for fast cutting on high tensile, tough materials such as steel and malleable iron. Also for porcelain and glass. 60 grit, 1/2" head dia. x 17/32" head length, 1/8" shank. Max. speed 35,000 rpm. Made in USA.



63- Red Aluminum Oxide Point

Red Aluminum Oxide Coarse Grit Point-63. Use for fast cutting on high tensile, tough materials such as steel and malleable iron. Also for porcelain and glass. 60 grit, 1/2" head dia. x 13/32" head length, 1/8" shank. Max. speed 35,000 rpm. Made in USA.



65- Red Aluminum Oxide Point

Red Aluminum Oxide Coarse Grit Point-65. Use for fast cutting on high tensile, tough materials such as steel and malleable iron. Also for porcelain and glass. 60 grit, 15/32" head dia. x 3/4" head length, 1/8" shank. Max. speed 35,000 rpm. Made in USA.



67- Red Aluminum Oxide Point

Red Aluminum Oxide Coarse Grit Point-67. Use for fast cutting on high tensile, tough materials such as steel and malleable iron. Also for porcelain and glass. 60 grit, 13/32" head dia. x 23/32" head length, 1/8" shank. Max. speed 35,000 rpm. Made in USA.



69- Red Aluminum Oxide Point

Red Aluminum Oxide Coarse Grit Point-69. Use for fast cutting on high tensile, tough materials such as steel and malleable iron. Also for porcelain and glass. 60 grit, 1/2" head dia. x 41/64" head length, 1/8" shank. Max. speed 35,000 rpm. Made in USA.



121- Red Aluminum Oxide Point



123- Red Aluminum Oxide Point

Tapered cylinder shape Red Aluminum Oxide Point is for fast cutting on high tensile, tough materials such as steel and malleable iron. 7/64" head dia. x 3/8" head length, 1/8" shank, 120 grit.



125 Red Aluminum Oxide Point

Sphere shape Red Aluminum Oxide Point is for fast cutting on high tensile, tough materials such as steel and malleable iron. 3/16" head, 1/8" shank, 120 grit.



127 Red Aluminum Oxide Point

Cylinder shape Red Aluminum Oxide Point is for fast cutting on high tensile, tough materials such as steel and malleable iron. Also for porcelain and glass. 3/32" head dia. x 17/64" head length, 1/8" shank, 120 grit.



129 Red Aluminum Oxide Point



131- Red Aluminum Oxide Point



133- Red Aluminum Oxide Point



62- Red Aluminum Oxide Point

Red Aluminum Oxide Coarse Grit Point-62. Use for fast cutting on high tensile, tough materials such as steel and malleable iron. Also for porcelain and glass. 60 grit, 3/8" head dia. x 1/2" head length, 1/8" shank. Max. speed 35,000 rpm. Made in USA.



64- Red Aluminum Oxide Point

Red Aluminum Oxide Coarse Grit Point-64. Use for fast cutting on high tensile, tough materials such as steel and malleable iron. Also for porcelain and glass. 60 grit, 13/32" head dia. x 3/4" head length, 1/8" shank. Max. speed 35,000 rpm. Made in USA.



66- Red Aluminum Oxide Point

Red Aluminum Oxide Coarse Grit Point-66. Use for fast cutting on high tensile, tough materials such as steel and malleable iron. Also for porcelain and glass. 60 grit, 3/8" head dia. x 1/2" head length, 1/8" shank. Max. speed 35,000 rpm. Made in USA.



68- Red Aluminum Oxide Point

Red Aluminum Oxide Coarse Grit Point-68. Use for fast cutting on high tensile, tough materials such as steel and malleable iron. Also for porcelain and glass. 60 grit, 1/2" head, 1/8" shank. Max. speed 35,000 rpm. Made in USA.



120- Red Aluminum Oxide Point

Cone shape Red Aluminum Oxide Point is for fast cutting on high tensile, tough materials such as steel and malleable iron. 1/4" head dia. x 5/8" head length, 1/8" shank, 60 grit.



122- Red Aluminum Oxide Point



124- Red Aluminum Oxide Point

Sphere shape Red Aluminum Oxide Point is for fast cutting on high tensile, tough materials such as steel and malleable iron. 3/8" head, 1/8" shank, 60 grit.



126 Red Aluminum Oxide Point

Sphere shape Red Aluminum Oxide Point is for fast cutting on high tensile, tough materials such as steel and malleable iron. 1/8" head, 1/8" shank, 120 grit.



128 Red Aluminum Oxide Point



130- Red Aluminum Oxide Point



132- Red Aluminum Oxide Point

Long cylinder shape Red Aluminum Oxide Point is for fast cutting on high tensile, tough materials such as steel and malleable iron. 3/16" head dia. x 49/64" head length, 1/8" shank, 60 grit.

146- Red Aluminum Oxide Point**148- Red Aluminum Oxide Point****151- Red Aluminum Oxide Point**

Pointed cylinder shape Red Aluminum Oxide Point is for fast cutting on high tensile, tough materials such as steel and malleable iron. 1/4" head dia. x 17/32" head length, 1/8" shank, 80 grit.

153- Red Aluminum Oxide Point

Wheel shape Red Aluminum Oxide Point is for fast cutting on high tensile, tough materials such as steel and malleable iron. 1" head dia. x 1/8" head length, 1/8" shank, 80 grit.

**147- Red Aluminum Oxide Point****150- Red Aluminum Oxide Point****152- Red Aluminum Oxide Point**

Flat top cone shape Red Aluminum Oxide Point is for fast cutting on high tensile, tough materials such as steel and malleable iron. 1/4" head dia. x 1/4" head length, 1/8" shank, 80 grit.

**RC11C, Ruby Carver**

St'd or coarser grit Ruby Carver in a large tree shape have ruby crystals firmly bonded to a metal frame. Coarser grit Rubies provide faster material removal over fine grit but leave a slightly rougher finish. They are especially good on wood. 8.5mm head dia. x 16.0mm head length, 2.35mm shank (3/32").

**RC13C, Ruby Carver**

St'd or coarser grit Ruby Carver in a large taper shape have ruby crystals firmly bonded to a metal frame. Coarser grit Rubies provide faster material removal over fine grit but leave a slightly rougher finish. They are especially good on wood. 6.5mm head dia. x 19.0mm head length, 2.35mm shank (3/32").

**RC15, Ruby Carver**

Discontinued, limited stock

**RC16, Ruby Carver**

Fine grit Ruby Carver in a flame shape with ruby crystals firmly bonded to a metal frame. Rubies are long lasting and provide a smooth finish on hard materials such as steel, porcelain, glass, acrylic, soft and precious metals, and wood. 3.5mm head dia. x 4.5mm head length, 2.35mm shank (3/32").

**RC18, Ruby Carver**

Fine grit Ruby Carver in a small cylinder shape with ruby crystals firmly bonded to a metal frame. Rubies are long lasting and provide a smooth finish on hard materials such as steel, porcelain, glass, acrylic, soft and precious metals, and wood. 3.3mm head dia. x 5.5mm head length, 2.35mm shank (3/32").

**RC20, Ruby Carver**

Discontinued, limited stock

**RC23, Ruby Carver**

Fine grit Ruby Carver in a tree shape have ruby crystals firmly bonded to a metal frame. Rubies are long lasting and provide a smooth finish on hard materials such as steel, porcelain, glass, acrylic, soft and precious metals, and wood. 5.5mm head dia. x 10.0mm head length, 2.35mm shank (3/32").

**RC12C, Ruby Carver**

St'd or coarser grit Ruby Carver in a large ball nose shape have ruby crystals firmly bonded to a metal frame. Coarser grit Rubies provide faster material removal over fine grit but leave a slightly rougher finish. They are especially good on wood. 8.5mm head dia. x 12.0mm head length, 2.35mm shank (3/32").

**RC14C, Ruby Carver**

St'd or coarser grit Ruby Carver in a med. round shape have ruby crystals firmly bonded to a metal frame. Coarser grit Rubies provide faster material removal over fine grit but leave a slightly rougher finish. They are especially good on wood. 7.5mm head dia. x 7.5mm head length, 2.35mm shank (3/32").

**RC15C, Ruby Carver**

St'd or coarser grit Ruby Carver in a pear shape have ruby crystals firmly bonded to a metal frame. Coarser grit Rubies provide faster material removal over fine grit but leave a slightly rougher finish. They are especially good on wood. 7.5mm head dia. x 12.0mm head length, 2.35mm shank (3/32").

**RC16C, Ruby Carver**

St'd or coarser grit Ruby Carver in a tree shape have ruby crystals firmly bonded to a metal frame. Coarser grit Rubies provide faster material removal over fine grit but leave a slightly rougher finish. They are especially good on wood. 6.5mm head dia. x 12.0mm head length, 2.35mm shank (3/32").

**RC19, Ruby Carver**

Fine grit Ruby Carver in a flame shape have ruby crystals firmly bonded to a metal frame. Rubies are long lasting and provide a smooth finish on hard materials such as steel, porcelain, glass, acrylic, soft and precious metals, and wood. 3.3mm head dia. x 8.0mm head length, 2.35mm shank (3/32").


**RC21, Ruby Carver**

Fine grit Ruby Carver in a med. round shape have ruby crystals firmly bonded to a metal frame. Rubies are long lasting and provide a smooth finish on hard materials such as steel, porcelain, glass, acrylic, soft and precious metals, and wood. 7.5mm head dia. x 7.5mm head length, 2.35mm shank (3/32").

**RC26, Ruby Carver**

Fine grit Ruby Carver in a flame shape have ruby crystals firmly bonded to a metal frame. Rubies are long lasting and provide a smooth finish on hard materials such as steel, porcelain, glass, acrylic, soft and precious metals, and wood. 6.5mm head dia. x 12.6mm head length, 2.35mm shank (3/32").






RC29, Ruby Carver
Fine grit Ruby Carver in a large ball nose shape have ruby crystals firmly bonded to a metal frame. Rubies are long lasting and provide a smooth finish on hard materials such as steel, porcelain, glass, acrylic, soft and precious metals, and wood. 8.5mm head dia. x 12.0mm head length, 2.35mm shank (3/32").

RC32C, Ruby Carver


Discontinued, limited stock



RC30, Ruby Carver
Fine grit Ruby Carver in a large tree shape have ruby crystals firmly bonded to a metal frame. Rubies are long lasting and provide a smooth finish on hard materials such as steel, porcelain, glass, acrylic, soft and precious metals, and wood. 8.5mm head dia. x 16.0mm head length, 2.35mm shank (3/32").


RC34C, Ruby Carver

Discontinued, limited stock




RC36C, Ruby Carver
St'd or coarser grit Ruby Carver in a small taper shape have ruby crystals firmly bonded to a metal frame. Coarser grit Rubies provide faster material removal over fine grit but leave a slightly rougher finish. They are especially good on wood. 5.5mm head dia. x 13.0mm head length, 2.35mm shank (3/32").

Ruby Carvers are widely used for detailing when carving feathers on Wildfowl. They leave a smooth finish about the equivalent of 120G. The Course slightly less smooth. They last a long time. If run too fast they exhibit some tendency to clog. They can easily be cleaned using our Rubber Abrasive Cleaning Block or Oven Cleaner. Some carvers heat them slightly to burn off the wood. We stock all Shapes. Most Popular – RC-19, RC-15 and RC-30




71- White Aluminum Oxide Point
White Aluminum Oxide Point-71. Extremely fine grit (400) for a high finish on tensile, tough materials including gemstones, stainless steel and glass. Extremely fine cutting and points hold their shape. 1/8" head dia. x 7/32" head length, 3/32" shank. Max. speed 35,000 rpm. Made in USA.




72- White Aluminum Oxide Point


Discontinued, limited stock




73- White Aluminum Oxide Point
White Aluminum Oxide Point-73. Extremely fine grit (400) for a high finish on tensile, tough materials including gemstones, stainless steel and glass. Extremely fine cutting and points hold their shape. 1/4" head dia. x 11/32" head length, 3/32" shank. Max. speed 35,000 rpm. Made in USA.




74- White Aluminum Oxide Point
White Aluminum Oxide Point-74. Extremely fine grit (400) for a high finish on tensile, tough materials including gemstones, stainless steel and glass. Extremely fine cutting and points hold their shape. 1/4" head dia. x 1/4" head length, 3/32" shank. Max. speed 35,000 rpm. Made in USA.




75- White Aluminum Oxide Point
White Aluminum Oxide Point-75. Extremely fine grit (400) for a high finish on tensile, tough materials including gemstones, stainless steel and glass. Extremely fine cutting and points hold their shape. 1/4" head dia. x 1/2" head length, 3/32" shank. Max. speed 35,000 rpm. Made in USA.




76- White Aluminum Oxide Point
White Aluminum Oxide Point-76. Extremely fine grit (400) for a high finish on tensile, tough materials including gemstones, stainless steel and glass. Extremely fine cutting and points hold their shape. 3/16" head dia. x 17/32" head length, 3/32" shank. Max. speed 35,000 rpm. Made in USA.




77- White Aluminum Oxide Point
White Aluminum Oxide Point-77. Extremely fine grit (400) for a high finish on tensile, tough materials including gemstones, stainless steel and glass. Extremely fine cutting and points hold their shape. 3/8" head dia. x 5/64" head length, 3/32" shank. Max. speed 35,000 rpm. Made in USA.




78- White Aluminum Oxide Point
White Aluminum Oxide Point-78. Extremely fine grit (400) for a high finish on tensile, tough materials including gemstones, stainless steel and glass. Extremely fine cutting and points hold their shape. 1/2" head dia. x 1/16" head length, 3/32" shank. Max. speed 35,000 rpm. Made in USA.




79- White Aluminum Oxide Point
White Aluminum Oxide Point-79. Extremely fine grit (400) for a high finish on tensile, tough materials including gemstones, stainless steel and glass. Extremely fine cutting and points hold their shape. 3/8" head dia. x 3/64" head length, 3/32" shank. Max. speed 35,000 rpm. Made in USA.




80- White Aluminum Oxide Point
White Aluminum Oxide Point-80. Extremely fine grit (400) for a high finish on tensile, tough materials including gemstones, stainless steel and glass. Extremely fine cutting and points hold their shape. 5/32" head dia. x 5/32" head length, 3/32" shank. Max. speed 35,000 rpm. Made in USA.



81- White Aluminum Oxide Point
White Aluminum Oxide Point-81. Extremely fine grit (400) for a high finish on tensile, tough materials including gemstones, stainless steel and glass. Extremely fine cutting and points hold their shape. 1/4" head dia. x 5/64" head length, 3/32" shank. Max. speed 35,000 rpm. Made in USA.




82- White Aluminum Oxide Point
White Aluminum Oxide Point-82. Extremely fine grit (400) for a high finish on tensile, tough materials including gemstones, stainless steel and glass. Extremely fine cutting and points hold their shape. 13/64" head, 3/32" shank. Max. speed 35,000 rpm. Made in USA.



83- White Aluminum Oxide Point

Discontinued, limited stock



84- White Aluminum Oxide Point
White Aluminum Oxide Point-84. Extremely fine grit (400) for a high finish on tensile, tough materials including gemstones, stainless steel and glass. Extremely fine cutting and points hold their shape. 3/16" head dia. x 3/64" head length, 3/32" shank. Max. speed 35,000 rpm. Made in USA.

85- White Aluminum Oxide Point

White Aluminum Oxide Point-85. Extremely fine grit (400) for a high finish on tensile, tough materials including gemstones, stainless steel and glass. Extremely fine cutting and points hold their shape. 3/32" head, 3/32" shank. Max. speed 35,000 rpm. Made in USA.

87- White Aluminum Oxide Point

White Aluminum Oxide Point-87. Extremely fine grit (400) for a high finish on tensile, tough materials including gemstones, stainless steel and glass. Extremely fine cutting and points hold their shape. 1/8" head dia. x 9/32" head length, 3/32" shank. Max. speed 35,000 rpm. Made in USA.

89- White Aluminum Oxide Point

91- White Aluminum Oxide Point

White Aluminum Oxide Point-91. Extremely fine grit (400) for a high finish on tensile, tough materials including gemstones, stainless steel and glass. Extremely fine cutting and points hold their shape. 1/4" head dia. x 1/4" head length, 3/32" shank. Max. speed 35,000 rpm. Made in USA.

93- White Aluminum Oxide Point

White Aluminum Oxide Point-93. Extremely fine grit (400) for a high finish on tensile, tough materials including gemstones, stainless steel and glass. Extremely fine cutting and points hold their shape. 1/4" head dia. x 11/64" head length, 3/32" shank. Max. speed 35,000 rpm. Made in USA.

SD40, Rubber Sanding Drum Mandrel

Rubber Sanding Drum Mandrel with 3/32" (2.35mm) shank. For use with 1/4" dia. x 1/2" long (6 x 13mm) sanding bands, including Ceramic Purple, Trizact, and aluminum oxide bands. Max. Speed Rating: 15,000 RPM.

SD142, Rubber Sanding Drum Mandrel

Rubber Sanding Drum Mandrel with 1/4" shank. For use with 1/2" dia. x 2" long (13 x 50mm) sanding bands, including Ceramic Purple, Trizact, and aluminum oxide bands. Max. Speed Rating: 15,000 RPM.

SD144, Rubber Sanding Drum Mandrel

Rubber Sanding Drum Mandrel with 1/4" shank. For use with 3/4" dia. x 1" long (19 x 25mm) sanding bands, including Ceramic Purple, Trizact, and aluminum oxide bands. Max. Speed Rating: 15,000 RPM.

SD146, Rubber Sanding Drum Mandrel

Rubber Sanding Drum Mandrel with 1/4" shank. For use with 3/4" dia. x 2" long (19 x 51mm) sanding bands, including Ceramic Purple, Trizact, and aluminum oxide bands. Max. Speed Rating: 10,000 RPM.

SD148, Rubber Sanding Drum Mandrel

Rubber Sanding Drum Mandrel with 1/4" shank. For use with 1" dia. x 2" long (25 x 51mm) sanding bands, including Ceramic Purple, Trizact, and aluminum oxide bands. Max. Speed Rating: 10,000 RPM.

SD186, Rubber Sanding Drum Mandrel

Rubber Sanding Drum Mandrel with 3.00mm shank. For use with 3/8" dia. x 1/2" long (7 x 13mm) sanding bands, including Ceramic Purple, Trizact, and aluminum oxide bands. Max. Speed Rating: 40,000 RPM.

86- White Aluminum Oxide Point

White Aluminum Oxide Point-86. Extremely fine grit (400) for a high finish on tensile, tough materials including gemstones, stainless steel and glass. Extremely fine cutting and points hold their shape. 5/64" head dia. x 17/64" head length, 3/32" shank. Max. speed 35,000 rpm. Made in USA.

88- White Aluminum Oxide Point

White Aluminum Oxide Point-88. Extremely fine grit (400) for a high finish on tensile, tough materials including gemstones, stainless steel and glass. Extremely fine cutting and points hold their shape. 1/4" head dia. x 9/32" head length, 3/32" shank. Max. speed 35,000 rpm. Made in USA.

90- White Aluminum Oxide Point

White Aluminum Oxide Point-90. Extremely fine grit (400) for a high finish on tensile, tough materials including gemstones, stainless steel and glass. Extremely fine cutting and points hold their shape. 3/16" head dia. x 5/32" head length, 3/32" shank. Max. speed 35,000 rpm. Made in USA.

92- White Aluminum Oxide Point

White Aluminum Oxide Point-92. Extremely fine grit (400) for a high finish on tensile, tough materials including gemstones, stainless steel and glass. Extremely fine cutting and points hold their shape. 11/64" head dia. x 3/16" head length, 3/32" shank. Max. speed 35,000 rpm. Made in USA.

94- White Aluminum Oxide Point

White Aluminum Oxide Point-94. Extremely fine grit (400) for a high finish on tensile, tough materials including gemstones, stainless steel and glass. Extremely fine cutting and points hold their shape. 33/64" head dia. x 1/16" head length, 3/32" shank. Max. speed 35,000 rpm. Made in USA.

SD141, Rubber Sanding Drum Mandrel

Rubber Sanding Drum Mandrel with 1/4" shank. For use with 1/2" dia. x 1" long (13 x 25mm) sanding bands, including Ceramic Purple, Trizact, and aluminum oxide bands.

SD143, Rubber Sanding Drum Mandrel

Rubber Sanding Drum Mandrel with 1/4" shank. For use with 3/4" dia. x 1/2" long (19 x 13mm) sanding bands, including Ceramic Purple, Trizact, and aluminum oxide bands.

SD145, Rubber Sanding Drum Mandrel

Rubber Sanding Drum Mandrel with 1/4" shank. For use with 3/4" dia. x 1-1/2" long (19 x 38mm) sanding bands, including Ceramic Purple, Trizact, and aluminum oxide bands.

SD147, Rubber Sanding Drum Mandrel

Rubber Sanding Drum Mandrel with 1/4" shank. For use with 1" dia. x 1" long (25 x 25mm) sanding bands, including Ceramic Purple, Trizact, and aluminum oxide bands.

SD184, Rubber Sanding Drum Mandrel

Rubber Sanding Drum Mandrel with 1/8" shank. For use with 1/4" dia. x 1/2" long (6 x 13mm) sanding bands, including Ceramic Purple, Trizact, and aluminum oxide bands. Max. Speed Rating: 40,000 RPM.

SD189, Rubber Sanding Drum Mandrel

Rubber Sanding Drum Mandrel with 1/8" shank. For use with 3/4" dia. x 1/2" long (19 x 13mm) sanding bands, including Ceramic Purple, Trizact, and aluminum oxide bands. Max. Speed Rating: 20,000 RPM.

Mandrels and Sanding Sleeves



Aluminum Oxide Kit, AK2418, 154-pc.
154 piece Aluminum Oxide Abrasive Kit with bands, discs and mandrels.

Aluminum Oxide Kit, AK2432, 90-pc.
(not shown)



Ceramic Purple Kit, AK2417, 141-pc.
141 piece Ceramic Purple Abrasive Kit with bands, discs and mandrels.

Ceramic Purple Kit, AK2431, 77-pc.
(not shown)



Trizact Kit, AK2419, 134-pc.
134 piece Trizact Abrasive Kit with bands, discs and mandrels.

Trizact Kit, AK2433, 83-pc.
(not shown)

Ceramic Purples by 3M™

3M contends that Ceramic Purples are simply the best coated abrasives for sanding and finishing wood, metal, fiberglass, diestone, plastic and other materials. 3M's patented Cubitron ceramic aluminum oxide mineral sharpens itself with use. Once initial grinding wears the grain flat, it fractures along micro cracks creating new cutting edges. This process repeats itself throughout the grinding process. The results are:

- Longer abrasive life - 2 to 4 times longer than traditional aluminum oxide discs and bands -depending on grit.
- Faster stock removal with less heat and loading.
- 10 and 100 packs available in 60, 80, 120 and 220 grit.

Maximum Operating Speed: 10,000 RPM

Optimum Operating Speed is much lower (between 25-50% of max speed) and also depends on the type of material being finished.

Ceramic Purple Bands, 1/4 x 1/2"

Use with mandrels SD324, SD304, or SD184.



4912-10, 60 grit, 1/4 x 1/2in, 10pk.
4912-100, 60 grit, 1/4 x 1/2in, 100pk.
4913-10, 80 grit, 1/4 x 1/2in, 10pk.
4913-100, 80 grit, 1/4 x 1/2in, 100pk
4914-10, 120 grit, 1/4 x 1/2in, 10pk
4914-100, 120 grit, 1/4 x 1/2in, 100pk
4916-10, 220 grit, 1/4 x 1/2in, 10pk
4916-100, 220 grit, 1/4 x 1/2-in, 100pk

Ceramic Purple Bands, 1/2 x 1/2"

Use with mandrels D308,SD328,orSD608,SD618, SD188.



4922-10, 60 grit, 1/2 x 1/2in, 10pk
4922-100, 60 grit, 1/2 x 1/2in, 100pk
4923-10, 80 grit, 1/2 x 1/2in, 10pk
4923-100, 80 grit, 1/2 x 1/2in, 100pk
4924-10, 120 grit, 1/2 x 1/2, 10pk
4924-100, 120 grit, 1/2 x 1/2in, 100pk
4926-10, 220 grit, 1/2 x 1/2in,10pk
4926-100, 220 grit, 1/2 x 1/2in,100pk

Ceramic Purple Bands 3/4 x 1/2"

Use with mandrels SD189 or SD143



4962-10, 60 grit, 3/4 x 1/2in, 10pk
4962-100, 60 grit, 3/4 x 1/2in, 100pk
4963-10, 80 grit, 3/4 x 1/2in, 10pk
4963-100, 80 grit, 3/4 x 1/2in, 100pk
4964-10, 120 grit, 3/4 x 1/2in, 10pk
4964-100, 120 grit, 3/4 x 1/2in, 100pk
4966-10, 220 grit, 3/4 x 1/2in, 10pk
4966-100, 220 grit, 3/4 x 1/2in, 100pk

Ceramic Purple Bands 3/4 x 1 1/2"

Use with mandrels SD145 or SD345



4942-10, 60 grit, 3/4 x 1-1/2in, 10pk
4942-100, 60 grit, 3/4 x 1-1/2in, 100pk
4943-10, 80 grit, 3/4 x 1-1/2in, 10pk
4943-100, 80 grit, 3/4 x 1-1/2in, 100pk
4944-10, 120 grit, 3/4 x 1-1/2in, 10pk
4944-100, 120 grit, 3/4 x 1-1/2in, 100pk
4946-10, 220 grit, 3/4 x 1-12in, 10pk
4946-100, 220 grit, 3/4 x 1-1/2in, 100pk

Ceramic Purple bands 1/2 x 1"

Use with mandrels SD141 or SD661



4932-10, 60 grit, 1/2 x 1in, 10pk
4932-100, 60 grit, 1/2 x 1in, 100pk
4933-10, 80 grit, 1/2 x 1in, 10pk
4933-100, 80 grit, 1/2 x 1in, 100pk
4934-10, 120 grit, 1/2 x 1in, 10pk
4934-100, 120 grit, 1/2 x 1in, 100pk
4936-10, 220 grit, 1/2 x 1in, 10pk
4936-100, 220 grit, 1/2 x 1in, 100pk

Ceramic Purple Bands 1 x 1"

Use with mandrel SD147



4952-10, 60 grit, 1 x 1in, 10pk
4952-100, 60 grit, 1 x 1in, 100pk
4953-10, 80 grit, 1 x 1in, 10pk
4953-100, 80 grit, 1 x 1in, 100pk
4954-10, 120 grit, 1 x 1in, 10pk
4954-100, 120 grit, 1 x 1in, 100pk
4956-10, 220 grit, 1 x 1in, 10pk
4956-100, 220 grit, 1 x 1in, 100pk

Ceramic Purple Bands 1 x 2"

Use with mandrels SD147, SD148



4972-10, 60 grit, 1 x 2in, 10pk -NEW
4972-100, 60 grit, 1 x 2in, 100pk -NEW
4973-10, 80 grit, 1 x 2in, 10pk -NEW
4973-100, 80 grit, 1 x 2in, 100pk -NEW
4974-10, 120 grit, 1 x 2in, 10pk -NEW
4974-100,120 grit, 1 x 2in, 100pk -NEW
4975-10, 220 grit, 1 x 2in, 10pk -NEW
4975-100, 220 grit, 1 x 2in, 100pk -NEW



These disks are also available in 10pk per grit. At present special order only.

Silicon Carbide Points *Made in USA*

Green Silicon Carbide mounted points for low-tensile, brittle or "smeary" type materials such as aluminum or brass; stainless steel, glass, gemstones, and other non-metals. Used for a broad range of work including grinding, deburring, smoothing, and cleaning. Also for rough finishing work.

3/32" (2.35mm) Shank

Individual Points

Max. Speed Rating—35,000 RPM

																								
31	32	33	34	35	36	37	38	39	40	41	42	43	44	45	46	47	48	49	50	51	52	53	54	Part No.
1/8	5/16	1/4	1/4	1/4	3/16	3/8	1/2	3/8	5/32	1/4	13/64	5/32	3/16	3/32	5/64	1/8	1/4	1/8	3/16	1/4	11/64	1/4	33/64	Head Dia"
7/32	1/32	11/32	1/4	1/2	17/32	5/64	1/16	3/64	5/32	5/64	13/64	1/4	3/64	3/32	17/64	9/32	9/32	13/32	5/32	1/4	3/16	11/64	1/16	Head Lgth"
150	150	120	120	100	100	150	150	150	150	150	120	150	150	180	180	150	150	120	150	120	120	120	120	Grit

1/8" (3.2mm) Shank

Individual Points

Maximum Speed Rating—30,000 RPM

															
134	135	136	137	138	139	140	141	142	143	144	170	171	172	173	174
17/64	7/16	1/4	3/4	1/8	3/8	3/8	1/4	1/4	1/8	1/8	5/16	1/8	1/4	13/32	1/2
21/64	49/64	5/8	1/16	13/32	3/8	3/8	31/64	5/16	17/64	3/8	1/16	1/8	1/8	1/8	1/16
100	100	120	100	120	100	100	100	120	150	100	100	100	100	100	100



Kit 140

24 Green Mounted Points
One of each Point shown above.

3/32" shanks
Max Speed Rating—35,000 RPM

Abrasive Discs & Cut-Off Wheels

Discs D1 & D2 are rubber bonded and suitable for grinding, smoothing, and cleaning glass, high speed steel, and other tough materials. D3 is electrically bonded abrasive on very thin Swedish steel. It is used for cleaning, smoothing and grinding hard to reach areas. Discs D6, D8, and D9 are fiberglass reinforced cut-off wheels used to cut-off, groove, and trim metal, wood, and ceramics. All discs and wheels have 1/16" (1.6mm) arbor holes (see specifications chart at right). **Maximum Speed Ratings: D1 & D2—30,000 RPM; D3, D6, D8, and D9—45,000 RPM**

Abrasive Discs: D1, D2, D3

D1



D2



D3



Cut-Off Wheels: D6, D8, D9

D6



D8



D9



New

Chain Saw Sharpening Stones

1/8" (3.2mm) Shank

Individual Stones

Maximum Speed Rating—35,000 RPM

These mounted stones are used to sharpen chain saws. Three color coded stones are available—

No. 190 (Gray) General purpose

No. 191 (Brown) Aggressive grinding

No. 192 (Pink) Precise grinding



190

5/32"

3/4"



191

1/4"

15/16"



192

7/32"

15/16"

Part No.

Head Dia

Head Lgth

Part No.	Dia	Thick	Grit	Recommended Mandrels*
D1	7/8"	.023"	90	M1 and M6
D2	1 1/4"	.062"	90	M6 and M15
D3	7/8"	.010"	150	M13
D6	1 1/4"	.050"	60	M15 and M16
D8	1 1/2"	.050"	60	M15 and M16
D9	2"	.050"	60	M15 and M16

* See Page 22 for complete specifications

Dimensions at right are nominal and measured in inches. Slight variations may exist.

Always Wear Proper Eye Protection While Using Rotary Power Tool Accessories

Felt Buffing and Polishing Accessories Made in USA

Maximum Speed Rating 20,000 RPM

Felt Buffing and Polishing Accessories used with compounds on hard and soft metals, metal plate, precious metals, plastics and painted surfaces. Select the appropriate compound (see page 27) for the material being worked to produce desired finish.

Mounted Felt Bobs 3/32" (2.35mm) Shank

														Part No.
MS7	MS12	MS18	MS19	MS20	MS8	MS9	MS10	MS11	MS13	MS14	MS15	MS16	MS17	Diameter"
3/8	3/8	5/8	7/8	1	3/8	5/16	1/4	5/16	11/16	3/4	7/8	3/4	7/8	Length/ Thickness"
3/8	5/8	1/4	1/4	1/4	3/4	3/8	3/4	5/8	3/16	3/16	3/16	3/16	3/16	Density
Available in Medium(M) and Hard (H)					Available in Hard ONLY									

Please specify density when ordering by adding M or H to part number.

Mounted Felt Bobs 1/8" (3.2mm) Shank

Available in Medium, Hard, & Rock Hard Densities. Please specify density when ordering by adding M, H or RH to part number.

								Part No.
MS1	MS3	MS4	MS6	MP1	MP4	MP5	MP8	Diameter"
1/2	1/2	1/2	1/2	1/4	3/8	1/2	3/4	Length/ Thickness"
1	1	3/4	1/2	1/4	1/2	1/2	3/4	

Unmounted Giant Felt Bobs In Medium & Hard Densities

NEW

When ordering, specify density by adding M or H to part number

		Part No.
BC4	BC5	Diameter"
3/4"	1"	Length/ Thickness"
1 1/2"	2"	Recommended Mandrel & Shank Size"
M78	M78, TM5* & TM6*	
1/8		

Unmounted Felt Bobs

1/8", 3/32", & 1/16" Arbor Holes

Available in Medium, Hard and Rock Hard Densities, except Knife Edge KE1-KE4 which are *only* available in Rock Hard. Priced per 10-pack

										Part No.
C1	C2	C3	KE1	KE2	KE3	KE4	SE1	SE2	SE3	Diameter"
1/4	3/8	1/2	1/2	5/8	3/4	1	1/2	3/4	1	Length/ Thickness"
1/2	3/4	1	Knife Edge				1/8	1/8	1/8	Recommended Mandrel & Shank Size"
M3	M7	M7	M1	M1	M6	M6	M1	M6	M6	
3/32	1/8	1/8	3/32	3/32	1/8	1/8	3/32	1/8	1/8	

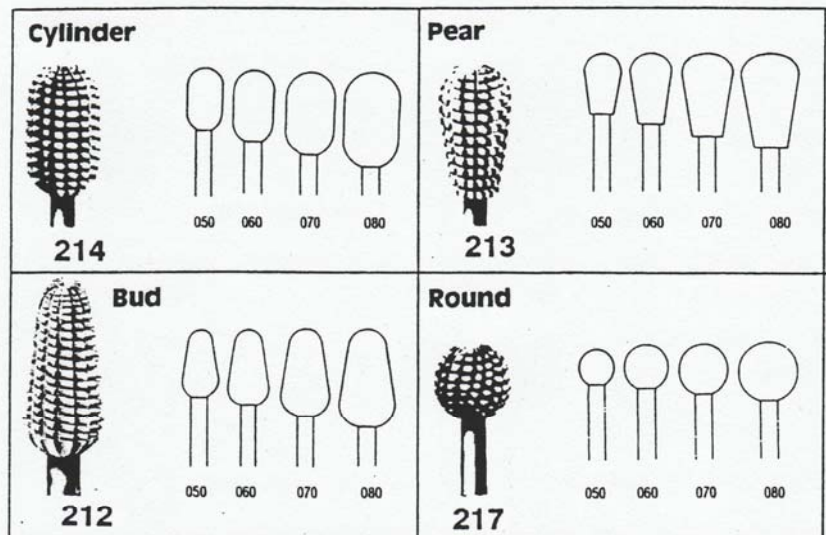
Mandrels for Unmounted Felt Bobs & Touch-Up Pad

M1	M3	M6	M7	M78	T1
3/32"	3/32"	1/8"	1/8"	1/8"	1 x 3"

ROTARY CUTTERS

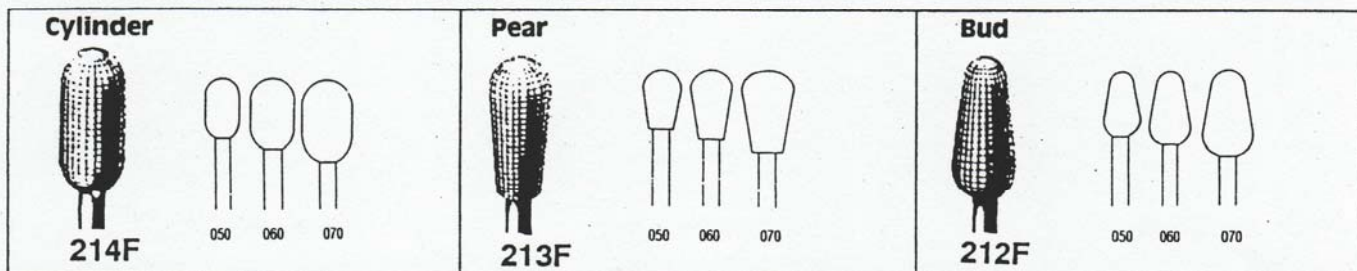
STUMP CUTTERS (TUNGSTEN VANADIUM STEEL)

Cross Cut Cutters—Coarse



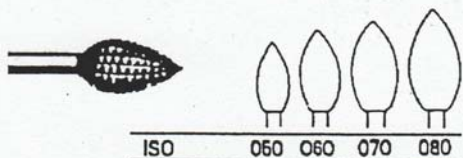
Tungsten Vanadium Steel is a very hard metal and will outlast many other types of cutters. They leave a smooth finish and cut quite rapidly. Shafts on all these cutters are 3/32" and the outline drawings shown are approximately actual size. We stock some other shapes so if you don't see what you want, ask for it. Maximum speed for all burrs is 35,000 R.P.M. **Very popular!**
Cat # 18VS

Cross Cut Cutters—Extra Fine



FLAME SHAPE

THE MOST POPULAR STYLE OF CUTTER !!



ALSO AVAILABLE IN
RUBY CARVERS DIAMONDS
KARBIDE KUTZALL

Vanadium steel Stump Cutters.
215-050 & 215-060
215-070 & 215-080
Long lasting and, like a good toilet, won't clog up!!!




HEY !! Great new gadget for getting up under those pesky feathers, this "REAMER", normally used in the dental trade for root canals --OUCH is very effective. Fits 3/32" shafts.
Try one for \$



Email: info@woodcarvingsupplies.com

DIAMONDS



DENTAL QUALITY Diamond cutters offer long life and do not have the same tendency to clog as other materials. They are well balanced for high speed and are excellent for work in small corners. Final finish would be about 120 grit. Although most Woodcarvers use them for bill details, feather outlines and undercutting feathers, they have many other applications. Diamonds can run at speeds up to 45,000 RPM. Clean with a rubber abrasive cleaning block, oven cleaner or a "WET STICK" which is made to clear all types of materials from diamonds. Priced as shown.

DI

001018		130050		252030	
001029		164014		257040	
001042		166023		263060	
010021		168030		266045	
010035		171023		304042	
010040		172018		304050	
023025		172025		304080	
025042		174030		SAFE END Diamonds have no grit on the end surface. Perfect for along feather edges. Dental quality.	
109012		173040			
109030		198018		1116	
110016		241016		1064	
111021				1050	
		250018		1051	

Plated Diamond Points and Accessories

Plated diamond blanks are precision turned, stainless steel to ensure proper concentricity and balance for high speed use. All the corners are rounded and the plating cycle is specifically tuned for the point shape to ensure even diamond coverage and a strong bond. All with sharp, natural diamond grit that conforms to ISO specifications for medium diamond grit-120-200 mesh/125-180 micron except PD91 which is coarse grit-80-120 mesh/150-200 micron.

Diamond points are for use on hardened steel, glass, precious metals, ceramics, stone, and composite materials in industrial, jewelry, and dental laboratory applications, and on hard and soft woods for carving and texturing.

Plated Diamonds 2.35mm (3/32") Shank

Max. Speed Rating - 120,000 RPM

																				Part No.
PD3	PD4	PD24	PD5	PD30	PD25	PD6	PD26	PD2	PD9	PD10	PD23	PD91	PD92	PD11	PD21	PD14	PD15	PD61	PD62	
1.0	1.4	1.6	1.8	2.1	2.6	3.3	4.3	1.2	2.3	4.0	4.8	7.0	7.0	2.1	4.7	1.9	2.6	3.0	4.0	Head Dia mm
.8	1.1	1.4	1.6	1.6	2.0	2.7	3.8	5.0	7.0	8.0	7.0	14.0	14.0	10.5	9.5	7.0	7.0	10.0	10.0	Head Lgth mm

Carbide Burrs - Double Cut is the most popular fluting style. It has both a right and left hand flute which combine to produce a chisel type cutting edge. Please call for size availability. We stock 1/4" Shank.




ROTARY CUTTERS

KARBIDE KUTZALL

"Karbide Kutzall" tools are armed with patented "SSG" carbide teeth. They have superior stock removal rates and are long lasting. *Very fast* and effective on materials up to soft marble. They should not be used on metals. All burrs shown on this page are available in Gold (fine) or Silver (coarse) finish so please indicate your preference when ordering. Both are the same price. I find that the gold works better on Tupelo as the silver tends to tear the softer woods somewhat. They are a great tool and can be cleaned with the abrasive cleaner (page 7) or, if you get some very stubborn clogging, you can remove the tool from the handpiece and take your propane torch to it. This will not harm it in any way.

SLEEVE AND MANDREL



PART#	I.D.	LENGTH
1300	1/2"	2"
1310	3/4"	2"
1320	1"	2"
1330	1-1/2"	2"

(PRICE INCLUDES SLEEVE AND MANDREL)


FLAME SHAPE



OUR MOST POPULAR

FL-14E 1/8" SHAFT
FL-12 1/4" SHAFT

EYE SOCKET BURR



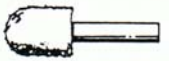




This special "Karbide Kutzall" burr was designed by carvers for making eye sockets. Ground at a 45 degree angle, it leaves tiny grooves to help keep the mounting material in place. Available in silver only.
BE-38E







CAUTION
AVOID SKIN
CONTACT

CAUTION
EYE
PROTECTION
REQUIRED

1/4" SHAFTS

	PART#	HEAD DIA LGTH
 TAPER (T)	KK	
	T-14	1/4" 1-1/4"
	T-12	1/2" 3/4"
	T-34	3/4" 1-1/4"
 CYLINDER (C)	C-14	1/4" 1-1/4"
	C-12	1/2" 3/4"
	C-34	3/4" 1-1/4"
 BALL NOSE (BN)	BN-14	1/4" 1-1/4"
	BN-12	1/2" 3/4"
	BN-34	3/4" 1"
 SPHERE (S)	S-12	1/2" 1/2"
	S-34	3/4" 3/4"
	S-1	1" 1"
 ROTOR SAW (RS)	RS-34	3/4" 1/8"
	RS-1	1" 1/8"
	RS-114	1-1/4" 1/8"

1/8" SHAFTS

 TAPER (T)	KK	
	T-18E	1/8" 3/4"
	T-14E	1/4" 1/2"
 CYLINDER (C)	C-18E	1/8" 3/4"
	C-14E	1/4" 1/2"
 BALL NOSE (BN)	BN-18E	1/8" 1/4"
	BN-14E	1/8" 1/4"
 SPHERE (S)	S-14E	1/4" 1/4"
	S-38E	3/8" 3/8"
 ROTOR SAW (RS)	RS-12E	1/2" 1/8"
	RS-34E	3/4" 1/8"
 DOVE TAIL (DT)	DT-38E	3/8" 1/2"


"KUTZALL" KUTS KINDA KWICKLEY !!

ROTARY CUTTERS & SANDERS

FIRST THERE WAS "LANCELOT"

"LANCELOT" is one of the greatest tools on the market today for **very fast** wood removal. It is comprised of a circlet of strong chain-saw blades 4" in diameter mounted between two stainless steel discs. The assembly fits 4" or 4-1/2" angle grinders with 5/8" or 7/8" arbors (please specify). It sharpens like an ordinary chain saw and the blade is long lasting. If used vertically, it will take off the greatest amount of wood and if angled it will produce a smoother finish. **YOU WILL BE ABSOLUTELY AMAZED !!!**

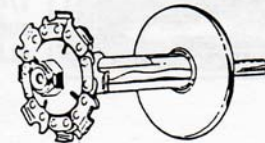
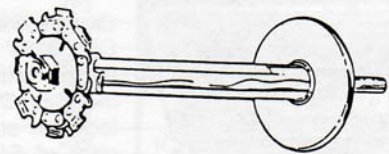
5822--22 tooth 5/8" Arbor
7822--22 tooth 7/8" Arbor
5814--14 tooth 5/8" Arbor
7814--14 tooth 5/8" Arbor
0022--22 tooth chain circlet
0014--14 tooth chain circlet



AND NOW COUSIN "PERCIVAL"

"PERCIVAL" is the same construction as "LANCELOT" **-but get this-** it will fit in your "FOREDOM" or other 1/4" capability rotary tool!! There is a free-wheeling grip safety guard which comes right at the end of your handpiece and the 2" diameter cutting head has an 8 tooth replaceable circlet. It has an anti-kickback clutch, operates in either direction and sharpens like a regular chain saw. "PERCIVAL" loves end-grain and, due to it's open construction, will not clog up. It will cut Wood, Plastics, Plaster, Ice, Hard Rubber, Bone, Cast Epoxy, Formica or Fibreglass with equal ease. There two models, a standard 4" length shaft for normal work or a 6" shaft for extended reach. You cannot hand-hold the piece you are working on and normal safety precautions must be taken. Speed 2500 to 25,000 R.P.M.

42008 for normal reach
62008 for extended reach



PADDED DRUM SANDERS



ALL HAVE STANDARD 1/4 INCH SHAFTS

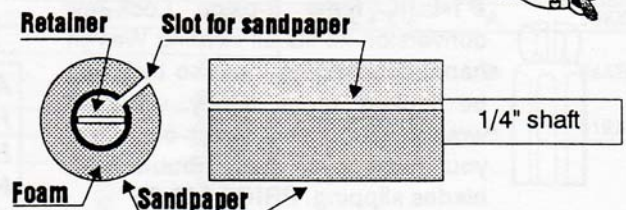
PDS 200 -- 3/4" DIA. x 2-1/4" LONG

PDS 300 -- 3/4" DIA X 3" LONG PRICE

PDS 310 -- 1" DIA X 3" LONG PRICE

YOU CANT BEAT THIS DRUM !!

Foam padded, this is just great used with SIA Swiss sandpaper. Easy to replace the paper. Foam follows the contours of your carving. Key and template included. Three drum sizes.



"WARREN" CARVING SETS



#COMBI-T4

T-4" snap lid metal case contains the following items:
 1-set of small blades #8B, #10B, #11B, #20EX, #21EX & #22B
 1-PTV-1, 1-SBG, 1-LBG, 1-STC, 1-STG, & 1-SKU GOUGES
 1-CWH-3 Standard 4-1/8" Walnut handle
 1-#LD-2 & 1-#LN-3 large blades

T-5" Contains all of the above but CWH-R Larger 5-1/2" Rosewood handle in place of CWH-3 standard handle

T-6" Contains same as "Combi-T-4" except for one LW-6 large blade in place of the set of 6 small blades.



#COMBI-T5



NEW
#COMBI-T6



Combi-M97LJ Carving Kit

Our BEST SELLING BEGINNER KIT just got better with our unique lock-jaw system. Kit includes CWH-3LJ walnut handle with 3 way lock-jaw and wrench. 6SBL 6 blade assortment pack of 5/16" wide x 2 1/4" x .30 thick. LD2 heavy duty blade 1/2" wide x 3" long x .050 thick. Two hand forged gouges: PTV1 1/4" cut 60 degree vee+ LBG #5 sweep 5/16" cut. Vinyl covered steel box with piano hinges. ALL TOOLS COME RAZOR-SHARP!!!!



#KBL3-W

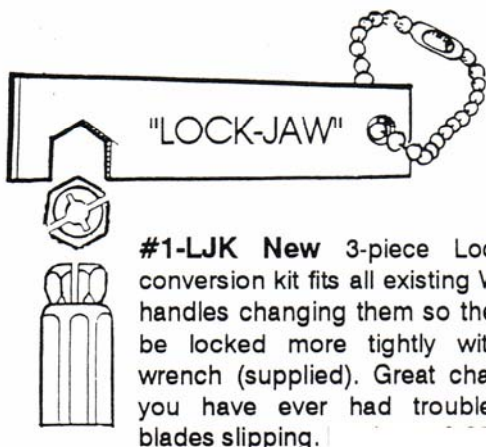


#KB3-W

KBL3-W KIT Contains one CWH-3 standard walnut handle and one each of #LK5, #LD1 AND #LN3 LARGE BLADES.

KB3-W KIT Contains one CWH-3 standard walnut handle and one each of #8B, #10B, #11B, #20EX, #21EX AND #22B SMALL blades. Each kit comes in a plastic box.


ALL BLADES ARE MADE OF FINE MACHINE STEEL & ARE HONED RAZOR SHARP. FITTINGS ARE BRASS AND HANDLES ARE OF NATIVE WALNUT. ALL HANDLES WILL HOLD SMALL BLADES, LARGE BLADES OR GOUGES AND ARE MADE FOR "WOODCHIPS" BY "WARREN".



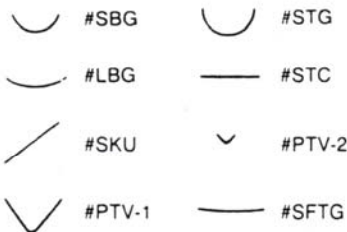
#1-LJK New 3-piece Lock-Jaw conversion kit fits all existing Warren handles changing them so they can be locked more tightly with the wrench (supplied). Great change if you have ever had trouble with blades slipping.

"WARREN" INDIVIDUAL BLADES and GOUGES

GOUGES



Interchangeable gouges and chisels shown above are (from left to right) **#STC, #STG, #PTV1, #LBG, #SBG, #SKU, #SFTG & #PTV2.** Curves are as shown below. Made from high quality tool Steel and honed, they will fit all handles. **Not** designed for use with mallets.



*** BUY A BLADE
* MAKE A HANDLE
* GREAT KNIFE
* LOW PRICE !!!**

KNIFE BLADES

#SRH and #SLH are small blades with a right curve and left curve respectively. They are ideal for carving in close areas that require hollowing out.

#LRH and #LLH are large blades shaped as above. **PRICE**

#LS1, #LD2, #LN3, #LS4, #LK5, and #LW6 are large blades 1/2" X .050" thick X 3" overall length (about 1-1/2" fits in handle). All are made of high carbon Steel and are honed razor sharp. They come in a plastic container. The most popular shapes are the **#LS1, #LD2** and the new **#LW6**.

#8B, #10B, #11B, #20EX, #21EX and #22B are small blades 5/16" X 2-1/4" for lighter carving, detailing and fine finishing. They are made of cutlery tool Steel and will hold a good edge without being brittle. These blades fit in all interchangeable handles & come 3 to a pack.

#6SBL is a package containing one of each type of the above 6 small blades in a plastic tube.

#SRH

#SLH

#LRH

#LLH

#LS1

#LD2

#LN3

#LS4

#LK5

NEW

#LW6

#8B

#10B

#11B

#20EX

#21EX

#22B



HANDLES



#CWH-3 Standard Walnut
4-1/8" Handle.



CWH-1 Larger 5-1/8" Rosewood
Handle.



#1-LPALM Standard Palm
Handle.

Wayne Barton Premier Chip Carving Knives

Created by world renowned carver Wayne Barton, these knives have an ergonomically shaped handle making your carving much easier and enjoyable.

The blades are a high carbon steel that will polish to a mirror finish and hold a razor edge much longer. They are fastened by two nickel plated brass rivets. They are made in the U.S.A.



WB-1



WB-2

OUR NEW 24 HR. FAX LINE (604) 525 - 1035

SWISS GOUGES

WHAT'S THE NAME OF THAT PFUNNY GOUGE ?



"SWISS-MADE"? "pfeil"? "ARROW"?



STRAIGHT GOUGE



SPOON GOUGE ("A")




LONG BENT GOUGE ("L")

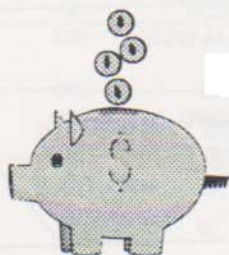


FISHTAIL GOUGE ("F")

These tools are made from the *finest* steel available, tempered and hardened by experts. They are fitted with Ashwood handles using an impact ferrule to prevent splitting. The buffed surface provides such a high polish that it is little effort to work them, even in hardwoods. A low angle is used for the blade edge to give easy penetration without losing the keen edge. Maintenance sharpening is best done with a leather hone and any touch-up required should be done on a very fine stone.



FINEST TOOLS FROM THE MATTERHORN



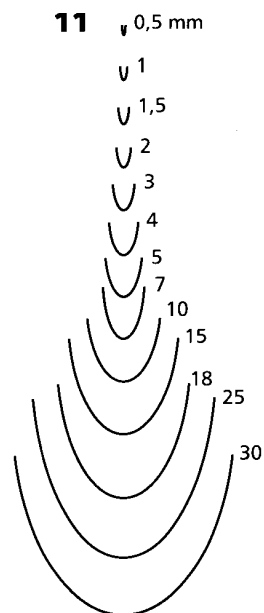
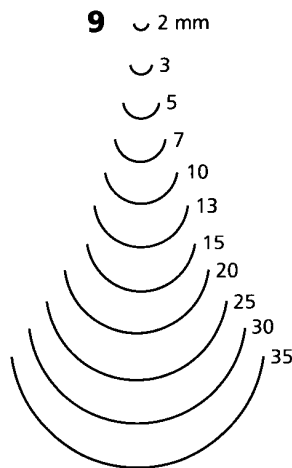
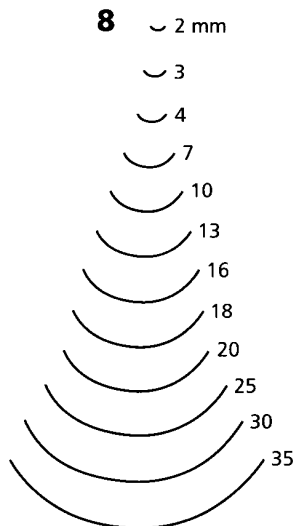
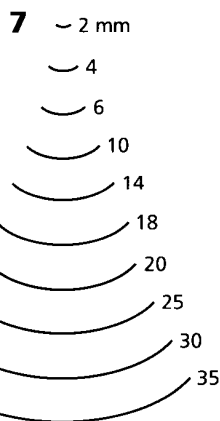
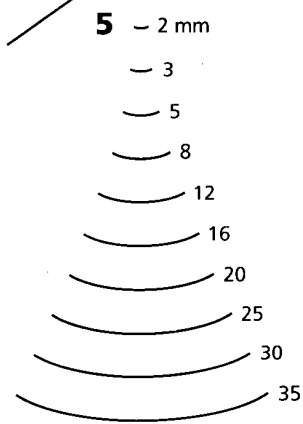
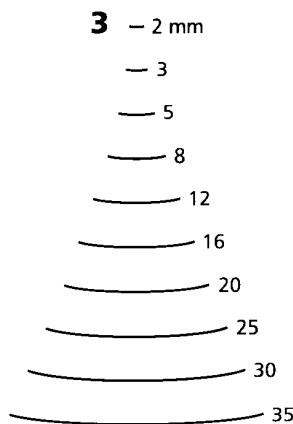
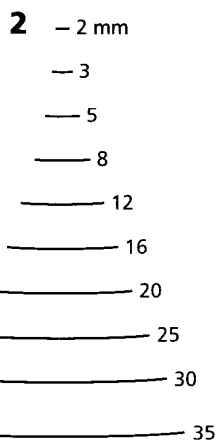

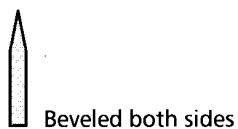
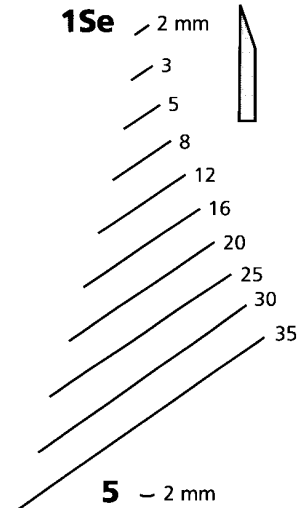
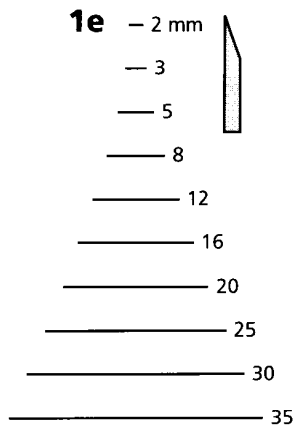
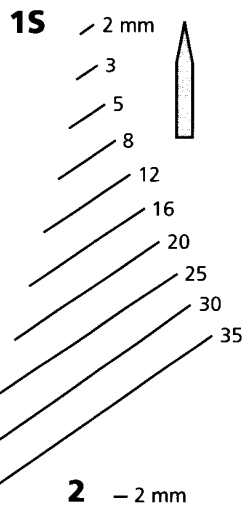
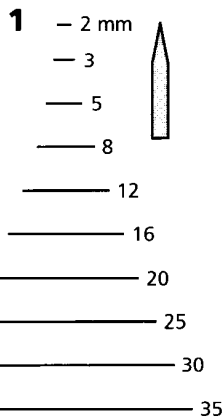
IT ALWAYS PAYS TO SAVE YOUR MONEY
AND BUY FEWER, BUT BETTER, TOOLS !!

pfeil

GREATEST TOOL VARIETY IN CANADA !

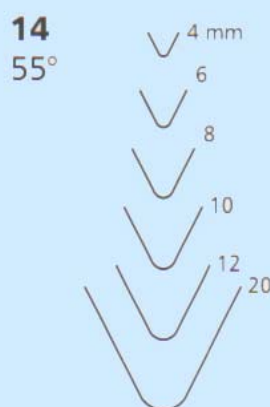

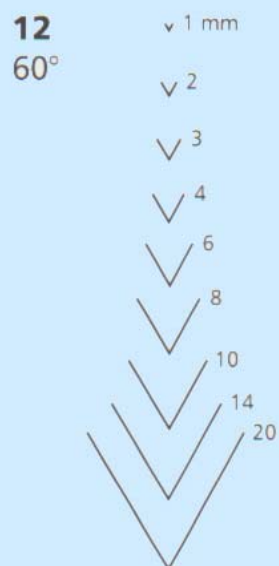


Straight shape

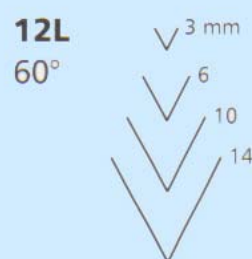
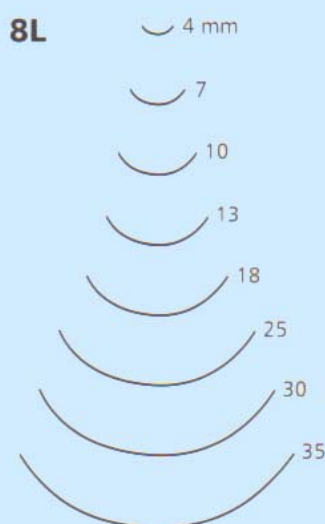
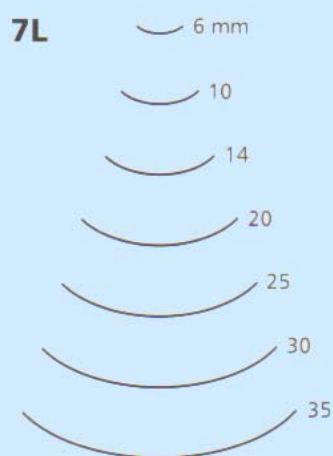




V-Parting tools



Long bent tools



Spoon bent tools



1a

— 3 mm
— 6
— 12
— 16
— 20

2a

- 1 mm

- 2

- 3

- 5

- 8

- 12

- 16

- 20

- 25

2a

- 1 l mm

- 2 l

- 3 l

- 5 l

- 8 l

- 12 l

- 16 l

- 20 l

- 25 l

2a

- 1 r mm

- 2 r

- 3 r

- 5 r

- 8 r

- 12 r

- 16 r

- 20 r

- 25 r



Spoon bent skew gouges, left or right

3a

— 3 mm
— 5
— 8
— 12
— 16
— 20
— 25

5a

— 3 mm
— 5
— 8
— 12
— 16
— 20
— 25

7a

— 4 mm
— 6
— 10
— 14
— 18
— 25
— 30

8a

— 3 mm
— 4
— 7
— 10
— 13
— 16
— 18
— 25



9a

— 3 mm
— 5
— 7
— 10
— 13
— 15
— 20

11a

— 2 mm
— 3
— 4
— 5
— 7
— 10

12a

— 3 mm
— 8



1F — 6 mm
— 8
— 12
— 14
— 16
— 20

3F — 6 mm
— 8
— 12
— 14
— 16
— 20

5F — 6 mm
— 8
— 12
— 14
— 16
— 20

7F — 6 mm
— 8
— 10
— 14
— 16
— 20

9F — 5 mm
— 10
— 15
— 20

Staehli gouges



17 — 3 mm
— 6
— 20

Dog leg chisels



21 — 6 mm
— 12



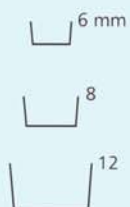
Wing parting tools

22 — 6 mm
— 8
— 12

Macaroni tools



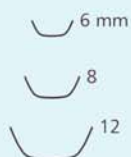
23



Fluteroni tools



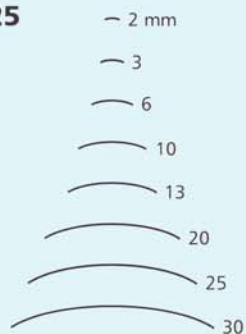
24



Reverse bent gouges



25



28



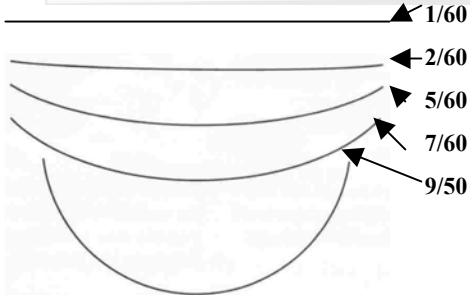
PFEIL – CHIP KNIVES

These tools are of the best quality steel, ground and polished, ready for use. With fine lacquered wood handles. The shape and size of the wooden handles correspond to the special use of each Knife.




Heavy - Duty Fishtail Gouges

No.	Wt.	Length	Blade
1/60	380 g	300 mm	60 mm
2/60	380 g	300 mm	60 mm
5/60	380 g	300 mm	60 mm
7/60	390 g	300 mm	60 mm
9/50	390 g	300 mm	50 mm



Pfeil Scorp for Hollowing out Bowls



**Pfeil Drawknives
Straight or Curved**

All Pfeil Knives come sharpened ready to use!!!

• Medium-Sized Tools

Medium-sized tools D

For smaller hands and beginners tackling basic projects. Exact same quality and features as our full-sized chisels. 85 mm blade length. 200 mm overall length.



Medium-sized tools D
200 mm overall length



⤿ D 8a/7



⤿ D 8/10



⤿ D 9/5



⤿ D 9/10



∨ D 11/1



∨ D 11/3



∨ D 12/2



∨ D 12/6



∨ D 12/8



∨ D 14/6

Violin-maker's gouges

Art. Nr.

Width Length

GL 1 30 mm 270 mm

GL 2 15 mm 235 mm

GL 3 12 mm 205 mm



Violin-maker's knives

These knives can be easily resharpened because they are tempered through to the backside. Made using special steel.

Art. Nr.

Width Length

GM 1 3,5 mm 160 mm

GM 2 6 mm 160 mm

GM 3 9 mm 160 mm

GM 4 12 mm 160 mm

GM 5 15 mm 160 mm

GM 6 19 mm 160 mm



Purfling pick

2mm cutting width

Pfeil Tool Sets Etc.



Pfeil D4 Set

D 1/8, D 8/7, D 12/6

Pfeil Chip Carving Knife



Pfeil D6 Set

D 1/8, D1S/8. D 5/8, D 8/7, D 11/1, D 12/2



Pfeil D12 Set

D 1/8, D 1S/8, D 5/8. D 8/7, D 11/1, D 12/2, D 5/3, D 8A/7, D 9/5, D 9/10, D 11/3, D 12/8



Pfeil Linoleum / Block Cutters

Set A ↑

L1/8, L1S/8, L1a/8, L5/8

L11/3, L12a/4

Set B ↑

L5/3, L7/6, L7/10, L9/5

L11/1, L12/1

Palm Carving Tools


These tools are designed for Wood Carving and Cutting.

Pear Handles


135mm Overall Length

80mm Blade Length

Order by Number.



Brienz Knife – Two Sizes, Large – 190 mm Small – 170 mm



Pfeil Junior Carver – Designed especially for Children – 140 mm Overall length.








Pfeil Bench Chisels

Sizes as shown

Art. Nr.	Width	Width inch	Length
Z 1.04	4 mm	1/8	260 mm
Z 1.06	6 mm	1/4	260 mm
Z 1.10	10 mm	3/8	260 mm
Z 1.12	12 mm	1/2	265 mm
Z 1.16	16 mm	5/8	265 mm
Z 1.19	19 mm	3/4	270 mm
Z 1.20	20 mm	—	270 mm
Z 1.26	26 mm	1	280 mm
Z 1.30	30 mm	1 1/8	280 mm
Z 1.32	32 mm	1 1/4	280 mm

FLEXCUT TOOLS AND ACCESSORIES



-  FR308 #2 X 5/16" Skew
-  FR305 #3 X 3/8" Gouge
-  FR306 #6 X 5/16" Gouge
-  FR309 #11 X 1/8" Gouge
-  FR307 70° X 1/4" V-Tool

FR310 Palm Set

This very popular set is great for those just getting started or those with more experience who like to carve smaller sized projects. The handle fits comfortably in the palm, allowing for good control close to your work. The five profiles can perform a variety of tasks and carve moderate detail.












-  FR400 #3 X 5/8" Gouge
-  FR401 #5 X 9/16" Gouge
-  FR402 #8 X 3/8" Gouge
-  FR403 70° X 3/8" V-Tool

FR404 Wide Format Palm Set

For those who require the close control of a palm-sized tool, but need to remove larger amounts of wood. Their low-resistance edge, give them the feel of a narrower tool.



-  FR308 #2 X 5/16" Skew
-  FR305 #3 X 3/8" Gouge
-  FR306 #6 X 5/16" Gouge
-  FR309 #11 X 1/8" Gouge
-  FR307 70° X 1/4" V-Tool
-  FR400 #3 X 5/8" Gouge
-  FR401 #5 X 9/16" Gouge
-  FR402 #8 X 3/8" Gouge
-  FR403 70° X 3/8" V-Tool

FR405 Deluxe Palm Set - 9 Piece

This set is a combination of the FR310 and FR404 palm sets. The regular palm for detail and the wide format for roughing-out makes this a great collection in one convenient box.







-  FR600 #3 X 1/8" Gouge
-  FR601 #5 X 1/8" Gouge
-  FR602 #11 X 1/16" Gouge
-  FR603 70° X 1/8" V-Tool

FR604 Mini - Palm Set

As the name implies, this set was made for miniature carving. Model-makers as well as those who enjoy carving fine detail find these tools quite handy. Ranging in size from 1/8-inch down to 1/16-inch, these tools make others seem like crayons when you really need a sharp pencil.



-  FR700 #3 X 7/8" Gouge
-  FR701 #6 X 13/16" Gouge
-  FR702 #8 X 11/16" Gouge
-  FR703 #9 X 9/16" Gouge

FR704 Super - Wide Palm Set

These tools give maximum wood removal with minimum effort. They are designed for carvers with the confidence to hog waste wood off quickly and save roughing-out time.







-  FR802 #5 X 2.5mm Gouge
-  FR800 #9 X 1mm Gouge
-  FR801 #9 X 1.5mm Gouge
-  FR803 45° X 1mm V-Tool

FR804 Micro - Palm Set

Designed for extreme detail used in netsuke or caricature carving. These tools have their edges forged down even thinner than our other palm tools. Cutting with these fine edges allows the carver to work extremely close to adjacent detail without crushing wood fibers that can lead to "chipping out." The 45 degree V-tool offers a deep, dark, visible cut while keeping an ultra narrow width.

Flexcut (Continued)



-  FR725 #11X x 3/16"(5mm)
-  FR925 #11X x 5/16"(8mm)
-  FR926 #11X x 3/8"(10mm)
-  FR927 #11X x 1/2"(12mm)

FR920 4 Piece #11X Thumbnail Set

These very deep gouges are designed with a parabolic curve. They are designed to be rolled up to 90 degrees and change shape from deep #11 to a smooth #3 in one continuous cut. The thumbnail grind keeps the corners from digging into the wood as the tool is rolled.



-  RS400 #3 X 9/16"(14mm)
Right Skew Gouge
-  RS401 #5 X 9/16"(14mm)
Right Skew Gouge
-  LS400 #3 X 9/16"(14mm)
Left Skew Gouge
-  LS401 #5 X 9/16"(14mm)
Left Skew Gouge

SS404 5" Skew Gouge Set

Skew gouges are great for reaching into tight corners or carving figured wood. In certain instances they can carve against the grain while leaving a smooth cut. The set includes both left and right-handed versions of the #3 and #5 sweeps. A right-handed tool will have the point on the left side of the cutting edge

Palm Handle Individual

These fixed handled palm tools are constructed from solid Ash and high carbon steel. The fixed handle version allows for the faster tool changes over the unhandled tools, which need to be used with an interchangeable handle.



1 Chisels Single Bevel



2 Skews Double Bevel



3 Sweeps



5 Sweeps



8 Sweeps



9 Sweeps



11 Sweeps



11X Thumbnail Gouges



Back Bent Gouges



Macaroni



Small V - Tools



Large V - Tools



Skew Gouges



Spoons

Order by Palm Handle - # - Size









Ie: PH #2 9/16"

Power Handle Sets

The LH100 and LH904 sets feature a collection of larger profiles-specially selected for maximum versatility and stock removal.







LH 100

-  LH407 #2 X 9/16" Skew
-  LH443 #3 X 1/2" Gouge
-  LH903 #3 X 1-1/8" Gouge
-  LH701 #6 X 13/16" Gouge
-  LH908 #8 X 7/8" Gouge
-  LH703 #9 X 9/16" Gouge
-  LH754 7/8" Back Bent Gouge
-  LH927 #11X X 1/2" Gouge
- LH970 70° X 5/8" V-Tool



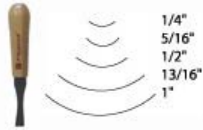
LH 904

-  LH903 #3 X 1-1/8" Gouge
-  LH905 #5 X 1-1/16" Gouge
-  LH908 #8 X 7/8" Gouge
-  LH970 70° X 5/8" V-Tool

Flexcut Continued – Power Hand Tools Single



1 Chisels



6 Sweeps



11X Thumbnail Grind



Large V tools



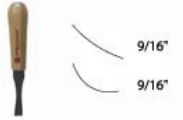
2 Skews



8 Sweeps



Back Bend Gouges



Skewed Gouges



3 Sweeps



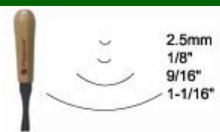
9 Sweeps



Macaroni




Spoon Gouges



5 Sweeps



11 Sweeps



Small V Tools

Order by Power Tool - # - Size

Ie: PT #11X 1/2"

Flexcut Interchangeable Tools and Kits



- SK305 #3 X 3/8"(9mm)
- SK306 #6 X 5/16"(8mm)
- SK801 #9 X 1.5mm
- SK307 70° X 1/4"(6mm)

SK106 5-Piece Craft Kit

Our SK106 entry level tool set comes with our quick connect ABS handle. The 4 interchangeable blades, and instruction manual, are enough to complete the carving blank included. Additional tools can be supplemented to the 10 pocket tool roll to create your own custom set.



- SK329 #1 X 1/4"(6mm)
- SK305 #3 X 3/8"(9mm)
- SK400 #3 X 5/8"(16mm)
- SK401 #5 X 9/16"(14mm)
- SK306 #6 X 5/16"(8mm)
- SK801 #9 X 1.5mm
- SK309 #11 X 1/8"(3mm)
- SK408 #11 X 1/4"(7mm)
- SK803 45° X 1mm
- SK307 70° X 1/4"(6mm)

SK107 11-Piece Craft Kit

Same as the SK106 with the exception of having 10 interchangeable blades, for the best value. Rolled up, this set is very portable and the tool selection will fit most carving applications.



- SK406 #1 X 5/8"(16mm)
- SK407 #2 X 9/16"(15mm)
- SK323 #3 X 1/4"(6mm)
- SK700 #3 X 7/8"(22mm)
- SK601 #5 X 1/8"(3mm)
- SK446 #6 X 1/2"(12mm)
- SK428 #8 X 1/4"(6mm)
- SK402 #8 X 3/8"(10mm)
- SK702 #8 X 11/16"(17mm)
- SK703 #9 X 9/16"(14mm)
- SK602 #11 X 1/16"(2mm)
- SK725 #11X x 3/16"(5mm)
- SK927 #11X x 1/2"(12mm)
- SK317 45° X 5/32"(4mm)
- SK403 70° X 3/8"(9mm)
- SK754 7/8"(22mm) Back Bend

SK108 20-Piece Carving Set

SK100 ABS Quick Connect Handle, KN12 Cutting Knife, SK103 Quick Connect Power Handle, Flexcut Slip Stop and Compound, 16 Carving Tools, Wood Storage Box and DVD version of Relief Carving in A Different Light. SK 108 Starter Carving Set is our most complete carving set all in one box. It has everything you need, whether it be for mallet, palm, or knife carving. The added SlipStop™ Gold compound and owners manual is the key to keeping them all sharp. There is even a place to store an optional Universal Adapter for using these tools with your reciprocating power carver.

The 16 gouge profiles featured in this kit are not included in any other SK carving set. Our list price creates a retail savings of nearly \$115 over purchasing tools individually, making the SK108 a great value for any current Flexcut Tool user.

Flexcut Interchangeable Tools (Continued)



<p># 1 Chisels</p>	<p># 2 Skews</p>	<p># 3 Sweeps</p>	<p># 5 Sweeps</p>
<p># 6 Sweeps</p>	<p># 8 Sweeps</p>	<p># 9 Sweeps</p>	<p># 11 Sweeps</p>
<p># 11X Thumbnail Grind</p>	<p>Back Bend Gouges</p>	<p>Macaroni</p>	<p>Small V Tools</p>
<p>Large V Tools</p>	<p>Skew Gouges</p>	<p>Spoon Gouges</p>	

<p>SK109 Universal Adapter This power adapter will allow your unhandled SK gouges to be used in any number of reciprocating power carvers. AutoMach, Proxxon, Wecheer, Ryobi. Tool Not Included.</p>	<p>SK102 Quick Connect Palm Handle 2" Quick connect ash handle. Interchangeable with any unhandled palm tool. Tool Not Included.</p>
<p>SK100 Quick Connect ABS Handle Quick connect handle is made from high impact ABS plastic. The yellow soft urethane gives an exceptional grip. Fits any unhandled palm tool. Tool Not Included.</p>	<p>SK103 Quick Connect Power Handle This 4-1/2" Ash handle has the same ease of inserting and removing the tool as our other QC handles. Its added length allow for greater power for larger tools. Fits any unhandled palm tool. Tool Not Included.</p>

<div> <p>MC203 #3 X 1/2"(12mm)</p> <p>MC403 #3 X 1"(25mm)</p> <p>MC505 #5 X 1-3/16"(30mm)</p> <p>MC307 #7 X 11/16"(17mm)</p> <p>MC309 #9 X 1/2"(12mm)</p> <p>MC511 #10 X 3/4"(19mm)</p> <p>MC211 #11 X 1/8"(3mm)</p> <p>MC311 #11 X 1/4"(6mm)</p> <p>MC245 45° X 3/16"(5mm)</p> <p>MC460 60° X 1/2"(12mm)</p> </div>	<p>MC100 Deluxe Mallet Set</p> <p>The tool selection for this ten piece set is quite versatile with gouges ranging from 1/8" for detail to 1-1/4" for hogging off large amounts of waste-wood. These tools will suit the needs of more advanced and beginning carvers.</p>
----------------------------------------------------------------------------------------------------------------------------------------------------------------------------------------------------------------------------------------------------------------------------------------------------------------------	-----------------------------------------------------------------------------------------------------------------------------------------------------------------------------------------------------------------------------------------------------------------------------------

<div> <p>MC403 #3 X 1"(25mm)</p> <p>MC305 #5 X 11/16"(17mm)</p> <p>MC208 #7 X 7/16"(17mm)</p> <p>MC411 #10 X 9/16"(14mm)</p> <p>MC311 #11 X 1/4"(6mm)</p> <p>MC360 60° X 3/8"(9mm)</p> </div>	<p>MC150 Starter Set - 6 Piece</p> <p>This 6 piece set is a good sampling of tools to get the beginner started on simpler projects. These tools will suit the needs of most beginning carvers.</p>
-----------------------------------------------------------------------------------------------------------------------------------------------------------------------------------------------	-----------------------------------------------------------------------------------------------------------------------------------------------------------------------------------------------------------

<div> <p>MC803 #3 X 2"(50mm)</p> <p>MC605 #5 X 1/8"(35mm)</p> <p>MC711 #10 X 1-1/8"(28mm)</p> <p>MC890 90° X 1-3/8"(35mm)</p> </div>	<p>MC175 Sculptor's Mallet Set</p> <p>These tools are sized for very large stock removal. Their handle diameter and steel caliper are twenty percent larger for heavier duty. Carrousel carvers, chainsaw carvers, and those doing life size statuary will find these tools very fast for knocking out rough shapes or smoothing out large areas.</p>
--------------------------------------------------------------------------------------------------------------------------------------	--------------------------------------------------------------------------------------------------------------------------------------------------------------------------------------------------------------------------------------------------------------------------------------------------------------------------------------------------------------

Flexcut Individual Mallet Tools

Larger projects, such as architectural details or furniture may require mallet tools. They are called mallet tools because they can be pushed through large amounts of waste wood with the aid of a heavy mallet. Mallet work requires a very stable work surface and clamping system to avoid the project moving while being repeatedly struck. They can be pushed without a mallet in softer woods.



1/2"
3/4"
1"
1-1/4"

1 Mallet Tools



1/2"
3/4"
15/16"
1-3/16"

2 Mallet Tools



1/2"
3/4"
1"
1-1/4"
2"

3 Mallet Tools



1/2"
11/16"
15/16"
1-3/16"
1-3/8"

5 Mallet Tools



7/16"
11/16"
15/16"
1-1/8"
1-3/4"

7 Mallet Tools



13/16"
1-5/16"

8 Mallet Tools



1/4"
1/2"
3/4"
15/16"
1-3/8"

9 Mallet Tools



9/16"
3/4"
1-1/8"

10 Mallet Tools



1/8"
1/4"

11 Mallet Tools



5/16"
1/2"
11/16"
13/16"
1-3/8"

90 Deg Mallet V Tools



3/16"
3/8"
1/2"
5/8"
1"

60 Deg Mallet V Tools



3/16"
1/4"
3/8"
9/16"

45 Deg Mallet V Tools

Flexcut Carving Knives

Each carving knife is constructed with an ash handle and a high carbon steel blade. The high carbon blade holds an edge extremely well and is easily maintained by simple stropping. Each blade is honed, polished and ready to go.

The mini-knives have a smaller, faceted handle designed for multiple gripping styles.



KN00 4 Piece Knife Roll

This tool roll will accept up to 4 Flexcut knives to protect the edges.



KN02 Knife Sheath w/belt clip

This molded leather sheath will fit any standard knife profile (does not fit mini-knives or scorp). A blade stop is fixed at the bottom of the sheath to keep the point from cutting through. The metal belt clip attaches easily to any belt style. **KNIFE NOT INCLUDED.**



KN100 Knife Set

We have now combined some of our most popular knives into one set for one great value. Each set includes a KN12 cutting knife, KN13 detail knife, KN18 pelican knife, KN19 mini-pelican knife and tool roll.



KN11 Skew Knife

Skew carving knife is used for taking more vertical cuts where room is limited for a conventional whittling stroke.



KN12 Cutting Knife

The Cutting Knife is a general purpose carving knife. Its more rounded point is very durable. Great beginners knife. 1-1/8" blade length.



KN13 Detail Knife

The Detail Knife has a very fine point for making the very narrow cuts associated with detailing. Its straight 1-1/2" blade can accommodate larger stock removal if needed.



KN14 Roughing Knife

Our roughing knife features a straight, 2-inch blade, for heavier stock removal, with a rounded durable point.



KN15 Chip Carving Knife

This is our traditional chip carving knife. It is honed, polished and ready to carve.



KN18 Pelican Knife

The curved 1-5/8" blade offers a clean slicing action similar to a skew. The point is narrowed for a tight turning radius while still being durable. Cuts very well in hollow areas



KN19 Mini Pelican Knife

Our mini-pelican knives offers the same features as its larger bother (KN18) only with a 7/8" ultra thin blade for the lowest resistance when fine cutting is required. The smaller handle is faceted with multiple control points to allow them to be held in a variety of comfortable positions.



KN20 Mini Chip Knife

The mini-chip carving knife has a 5/8" ultra thin blade, making unwanted chipping in delicate cuts less likely. The smaller handle has the same features as the KN19.



KN26 Hook Knife

Available Right or Left -Handed
The hook knife blade is curved, similar to a gouge for working in hollows with ease and fast stock removal. The handedness (right or left) is designated by pulling the tool toward you.



KN27 Mini Detail Knife

The mini-detail knife has our smallest 3/4" straight blade. It is made from ultra-thin material so as not to disturb adjacent wood for very delicate cuts.



JKN91 Carvin' Jack (Right or Left)

Carvin' Jack by Flexcut is a complete carving kit in your pocket. The Carvin' Jack comes with 6 locking blades, its own Leather Sheath, Flexcut Slipstrop and Flexcut Gold Polishing Compound. 4-1/4" closed length.



JKN91 Carvin' Jack

The handedness (right or left) of the knife should be chosen by how you carve, not necessarily by if you are left or right handed. Choose a right-handed knife if you are right handed and carve with the blade towards you. If you carve away from yourself, choose a left-handed knife. Left-handers should choose the inverse.

Order JKNL91 for Left Hand

Flexcut Carving Knives (Continued)



JKN95 Cabinet Jack

Cabinet Jack is the carpenters helper whether you are in the shop or on the job. All blades are razor sharp and ready for easy cutting. The Cabinet' Jack comes with 6 locking blades and its own Leather Sheath, Flexcut Slipstop and Flexcut Gold Polishing Compound.

Draw Knives - Our draw knife blades are all flexible and razor sharp. The flexibility allows for contouring surfaces and less clean up.

KN16 5" Draw Knife w/sheath



This flexible draw knife has 5 inches of workable edge, designed to flex around contours where large amounts of stock need to be removed quickly. The tool can be flexed to accommodate concave or convex surfaces. Cuts can be made that conform more closely to the finished shape, taking less time to sand or scrape. The curved edge gives a skew-like cutting action for a low resistance cut. This tool works great for carving chair legs, hollowing chair bottoms or quickly roughing-out decoys.

KN17 1" Mini Draw Knife



This miniature draw knife is designed for hard-to-reach areas, where a pulling action is more conducive to efficient stock removal. The flexible shank allows the cutting angle to be changed easily for contoured cuts.

KN25 3" Draw Knife w/sheath



Now with leather sheath

This handy little draw knife was developed for *fan carving* but works great for skinning bark and roughing-off corners. Fits nicely into the tool box.

Scorps

These knives are essentially right-angled gouges designed for carving areas where the full length of a conventional gouge will not fit. Knife carvers will find them useful for hollowing deep or narrow cavities. The handedness (right or left) of the knife should be chosen by how you carve, not necessarily by if you are left or right handed. Choose a right-handed knife if you are right handed and carve with the blade towards you. If you carve away from yourself, choose a left-handed knife. Left-handers should choose the inverse.



KN150 Right-Handed Scorp Set

Our new Scorp set puts all of our profiles into one handy tool roll. As an added bonus each set includes a specially shaped strop (compound not included) to help maintain the edge of these unusually shaped tools.



KNL150 Left-Handed Scorp Set


The Scorp set puts all of our profiles into one handy tool roll. As an added bonus each set includes a specially shaped strop (compound not included) to help maintain the edge of these unusually shaped tools.



Flexcut Power Carving

RG Gouges

The RG range of reciprocating gouges are compatible with most reciprocating power tools. These tools require no adapters for the following machines: Proxxon, Foredom, Wecheer, Ryobi and MasterCarver. The Automach HTC-30 requires the RG103 shim pack



We Sell Foredom – Wecheer – MasterCarver and Proxxon Power Carvers!!!

Flexcut Power Carving (Continued)



RG100 14 Piece Power Gouge Set

This 14 piece set is a great value and contain a wide selection of tools for roughing out and detailing.



RG310 4 Piece Detail Set

4 piece detail set contain tools for smaller carving and detail.



RG102 Interchangeable Handle

Allows any RG range reciprocating gouge to be used as a hand tool.
TOOL NOT INCLUDED



RG103 AutoMach Shim Pack

Allows any RG range reciprocating gouge to be used in the AutoMach HCT-30 Power Carver.
(Contains 20 shims.)



RG404 4 Piece Roughing Set

4 piece set for removing larger amounts of waste wood.

SK Gouges (Singles) Use any SK Handle (Sold Separately) See "Slide 39"

The SK range of tools are compatible with most reciprocating power tools (requires SK109 Adapter) and the SKX100 Reciprocating Power Carver (no adapter required). Profiles shown on "Slide 39". Order by SK Sweep and size. Ie: SK 2 5/16



[Click here for more details](#)

SKX100 Professional RPC

The new Flexcut RPC offers the ultimate in speed, power and control. This heavy-duty machine is designed especially as a Reciprocating Power Carver for hard or soft woods. The reciprocating handpiece, can move through basswood with lightening speed. Carving scrolls in hard wood becomes a simple task with unmatched control. The RPC can be used for long periods of time without undue overheating. A built in speed controller delivers constant RPM.

The innovative mounting system allows for Belt Mounting, suspension from a hanger or placement on your bench using the stabilizing mounts. The flexible shaft is supported at both ends to reduce friction. An added feature is a drive pin located in the end of the shaft, which drives the handpiece. If overloading occurs, the drive pin is designed to break instead of the shaft. It can easily be replaced at minimum expense. An optional rotary Handpiece (SKX150) can be added for using standard rotary burrs.

Motor 1/4 HP- 22000 RPM, Ball Bearing Flex-Shaft, HD Handpiece



SKX150 RPC Rotary Handpiece

This handpiece fits the Flexcut RPC SKX100. The 3-jaw chuck will accept rotary tools up to 1/4" shank sizes.



SKX200 Reciprocating Handpiece

Designed to fit Foredom® H or TXH motors only. This heavy duty handpiece will accept any SK (palm tools without handle) range gouges. It can be used for long periods of time without heating up. 8,500-10,000 RPM operating speed. **TOOL NOT INCLUDED.**



SKX300 Reciprocating Handpiece

Designed to fit Foredom® S, TX or SR motors only. This heavy duty handpiece will accept any SK (palm tools without handle) range gouges. It can be used for long periods of time without heating up. 8,500-10,000 RPM operating speed. **TOOL NOT INCLUDED.**



KN00 4 Piece Knife Roll

This tool roll will accept up to 4 Flexcut knives to protect the edges.



VROLL 11 Pocket Tool Roll

This tool roll will accept up to 10 unhandled gouges and 1 interchangeable handle.



SK200 19 Piece Pocket Tool Roll

Add to your craft kit tool collection and keep them all in one convenient tool roll. Fits 18 unhandled gouges and 1 handle. **TOOLS NOT INCLUDED.**



21 Pc. SK Tool Box

The slide top box will accept up to 20 SK tools and a power carving adapter.



9 Pc. Palm Handle Tool Box

Slide top lid box will accept up 9 Palm handled tools.



14 Pc. RG Tool Box

Slide top lid box will accept up 14 RG range reciprocating tools.



10 Pc. Mallet Tool Box

Slide top lid box will accept up to 10 mallet tools. Does not fit our X-tra large mallet tools - MC605 MC708 MC711 MC803 MC807 MC809 MC890 MC860

Quackwood Carving Knives

Each Quackwood knife is custom made using the finest tool steel. They are sharpened and tempered using traditional methods before being polished and honed to a razor sharp edge. The handles are beautifully shaped from Cocobolo. Note that the larger handled knives are designed by those with large hands and those carvers with smaller Hands may find them uncomfortable.



Quackwood Number 1 Series

This series has an upturned blade starting halfway along the cutting edge. This makes them a great knife for whittling and allows for a rocking or twist out motion.

#1C - 2/38" Blade
#1D - 1" Blade



Quackwood Number 2 Series

This series has straight blades. The basic or traditional edge is easy to work with and control especially for beginner carvers.

#2 - 1 5/8" Blade
#2D - 1" Blade



Quackwood Detail carving Knife

Detail knives are designed for adding the final details that can make such a huge difference in your carvings.

#9 - 1 3/4" Blade
#11D - 1" Blade - with Blunt Tip



Quackwood Number 4 Knife

This knife has a straight cutting edge, but the top edge is angled down more sharply. This feature makes it a bit Heavier and can be used as a roughing knife without fear of breaking the point



Quackwood specialized Knife

This #6 Style knife has a straight cutting edge that is angled sharply up. It is an excellent fine detail knife when you must reach into tight spots

Flexcut

Flexcut Reference Guide for Reciprocating Carvers



Foredom® #50 Handpiece
Operates with Foredom TX, S, and SR flexible shaft motors and requires no adapter.



Wecheer Flexible Shaft Carver
Available to fit on Foredom® or Dremel® rotary motors. Also available with Wecheer motor complete.

1



Proxxon Detail Carver
Self-contained power tool.



Flexcut SKX100
Operates with flexible shaft motor (included) and requires no adapter.

Flexcut SKX200
Fits Foredom® TXH or H style motors only.

Flexcut SKX300
Fits Foredom® TX, S, or SR motors only.



Automach HCT-30 Detail Carver
Self-contained power tool. Shorter RG tools require RG103 shims.



Bosch® Carver
Self-contained power tool.

(Bosch not available in North America)

SK105 Bosch Adaptor



Gift Set in Yellow Cedar Box with Glass Top

- 1 single curve
- 1 Slow Curve
- 1 High Curve

Native Style Knives



Preferred Edge
Carving Knives & Supplies
Native Style Tools

Beginners Carving Set & Pouch

Code	Description
CS005	Set 3 Knives
CS006	Set 4 Knives
CS007	Set 5 Knives
CS008	Set 6 Knives

All knife blades are 1/4" wide and 1 3/4" long.
Handles are 7 3/4" long.

Carving Set in Pouch

Code	Description
CS001	Set 3 Knives
CS002	Set 4 Knives
CS003	Set 5 Knives
CS004	Set 6 Knives

All knife blades are 3/8" wide and 2 1/4" long.
Handles are 7 3/4" long.

Digger Knife

Code	Thickness/Width/Length
K066	8 1/2" overall length 3" from blade to handle 1/4" narrowing to 1/8" width at the hook 3/32" thick material

This knife can be used whenever digging is required in a carving. The blade is razor sharp on both sides and can be used in a pushing or pulling action.

Goose Neck Bowel Gouge

Code	Width/Length
GC01	5/8" wide x 5" neck

Hooked Back Bevel

Code	Width/Length
KB49	1/2" x 2 1/2"
KB50	3/8" x 2 1/4"
KB51	1/4" x 1 1/2"
KB52	1/8" x 1"



Caricature Carving Knife

Code	Thickness/Width/Length
AK03	7" over all length 1 1/2" stick out of handle 3/32" blade thickness Cutting edge angle 10 degrees + -

This knife is easy to hold and the tip can be used for the hard to reach areas. The blade is thin but very sturdy and offers very little resistance going through the wood. Can also be used effectively for chip carving. Handle can be adjusted to match your hand for an extra charge. Contact us for further details.



Decoy Knife

Code	Thickness/Width/Length
DK 01	1/8" thick 3/4" wide 3 1/4" long

The decoy carving knife is designed for the finer areas of a decoy. This knife comes to a very fine point that can be used for detail. The heel of the blade can be used for roughing out the carving. The spine of the blade is rounded making it easier make cuts in the neck area of the decoy.



Finishing Knives

Code	Width/Length
FK01	3/4" x 1 1/2"
FK02	5/8" x 1 1/2"
FK03	1/2" x 1 1/4"

All knives can be ordered with the tip bent up for better clean-up in the V areas.



Hooked Double Edge

Code	Width/Length
K006	1/2" x 2 1/2"
K007	3/8" x 2 1/4"
K014	1/4" x 1 1/2"
K016	1/8" x 1"



Bent Knife Info

The bent knives usually have a cutting sharp cutting edge on either side. Some carvers prefer having the knife sharp only on one side because they like to push one side with there thumb and that would be a safety hazard if both sides were sharp.

These blades can be different widths and lengths. What will determine the size is the size of the carving that is being done. The blades I have made are from 3/16" to 1 1/2" wide by 3/4" to 6" long.

There are basically three different bent knives and all the other knives are a variation of these three.

Straight Double Edge Knife

Although this blade is not bent it is the same shape and used to complete a bent knife set of six knives. This knife is used for clean up and detail work. While selecting this knife it will be important to make sure the blade is sharpened from close to the handle to the tip of the blade. All though it is not bent it is of the same design. It will be used for the hard to reach areas and tight corners. This blade can also be used for cutting lines.

Slow Curve Knife

This is also known as the planer blade. At the front of this blade there will have a slight bend. There are different variations to the bend in the slow curved blade. There can be a bend from about 5 degrees to 30 degrees bend. This blade should be sharp along the level part of the blade to the tip. Some of the cuts you will be requiring from this knife will be against the stop cuts. This will require the use of the very tip of the blade. The selection of this bend will depend where the carver wants to carve. This knife can be used to level off the flatter part of the carving. It can be used for shallow cuts.

High Curved Knife

This blade has a serious bend in it. It will usually be bent from about 45 % to 90% with a large curve. This blade should be usable, meaning sharp, from the heel right to the tip. With this knife you will be able to get into deeper areas. This knife will usually have a bit of a flat area and this can be used for leveling cuts you have made with a knife that has an aggressive bend like the hook knife. The wide curve of this blade can be used for cleaning these same cuts in a rounded area, for example, in a bowel or spoon.

Native Knives Cont'd

Gutter Adze		
Code	Thickness/Width/Length	
AG001	1/4" x 2 1/2" x 7"	
AG002	1/4" x 2 1/4" x 6 1/2"	
AG003	1/4" x 2" x 6"	
AG001	Blade Only	
AG002	Blade Only	
AG003	Blade Only	



Lip Adze		
Code	Thickness/Width/Length	
AL000	1/4" x 3" x 7"	
AL001	1/4" x 2 1/2" x 7"	
AL002	1/4" x 2" x 6 1/2"	
AL000	Blade Only	
AL001	Blade Only	
AL002	Blade Only	



Reid Adze		
Code	Thickness/Width/Length	
AR07	1 1/4" W slight curve	
AR08	1 1/4" W Straight	
AR07B	Blade Only	
AR08B	Blade Only	



Slightly Curved Adze		
Code	Thickness/Width/Length	
AC005	1/4" x 2 1/2" x 7"	
AC004	1/4" x 2 1/4" x 6 1/2"	
AC003	1/4" x 2" x 6 1/2"	
AC005	Blade Only	
AC004	Blade Only	
AC003	Blade Only	



Straight Adze		
Code	Thickness/Width/Length	
AS006	1/4" x 2 1/2" x 6 1/2"	
AS005	1/4" x 2" x 6 1/2"	
AS006	Blade Only	
AS005	Blade Only	



Shaping Knives & Kits-AK05		
Code	Length	
AK01B	1 7/8" Shaping Knife	
AK02	2 1/4" Roughing Knife	
AK03	1 1/2" Detail Knife	
AK05	Set of all 3 knives	



* Pouch included when purchasing a set.

These knives have been designed for carving 3D, sculpting and carving in the round.

There are two different shaping knives. Knife **AK01B** is for smaller shapes and the **AK01A** ([See Set AK04](#)) will accommodate the larger round cuts. The radius on the inside of the knife will determine the size of the round cut the carver will do. With close even cuts a carver has to do very little if any sanding on the convex areas.

The end of the shaping knife can be used for a draw knife like effect under the wings of the bird, the fin of the fish or the under cuts of the animal in the confined areas. The end of the knife can also be used for detailing different areas such as feathers or fish fins.

Knife **AK02** is very useful for the heavy rough cuts on the carving. The blade has a heavy spine and can be used for aggressive cuts.

Knife **AK03** can be used for the chip type of cuts along with making the smaller rough cuts. The fine end can also be used for detailing different areas.

These knives can be ordered individually or in sets of three.

Shaping Knives & Kits-AK04		
Code	Length	
AK01A	2 1/4" Shaping Knife	
AK02	2 1/4" Roughing Knife	
AK03	1 1/2" Detail Knife	
AK04	Set of all 3 knives	



* Pouch included when purchasing a set.

These knives have been designed for carving 3D, sculpting and carving in the round.

There are two different shaping knives. Knife **AK01B** ([See Set AK05](#)) is for smaller shapes and the **AK01A** will accommodate the larger round cuts. The radius on the inside of the knife will determine the size of the round cut the carver will do. With close even cuts a carver has to do very little if any sanding on the convex areas.

The end of the shaping knife can be used for a draw knife like effect under the wings of the bird, the fin of the fish or the under cuts of the animal in the confined areas. The end of the knife can also be used for detailing different areas such as feathers or fish fins.

Knife **AK02** is very useful for the heavy rough cuts on the carving. The blade has a heavy spine and can be used for aggressive cuts.

Knife **AK03** can be used for the chip type of cuts along with making the smaller rough cuts. The fine end can also be used for detailing different areas.

These knives can be ordered individually or in sets of three.

Skew Knives Curved Handle		
Code	Width/Length	
SK8-A	5/8" x 1 1/4"	
SK6-AS	5/8" x 7/8" *	



* SK6-AS is a short handle.

Straight Single Edge		
Code	Width/Length	
KS01	5/8" x 4"	
KS02	5/8" x 3"	
KS03	1/2" x 2"	
KS04	3/8" x 1 3/4"	
KS05	3/8" x 1 1/2"	
KS06	1/4" x 1 1/4"	
KS07	1/4" x 1"	



Pye-Komick - Bent Pull Knife		
Code	Size	
PKR182	3/8" opening (Right Handed)	
PKL182	3/8" opening (Left Handed)	
PKR183	1/4" opening (Right Handed)	
PKL183	1/4" opening (Left Handed)	



This knife was designed with the help of Chris Pye. It is 10" only and the blade is offset to line the cutting part of the blade up with the tang to make for easy cutting. This way there is no pull to the left or right.

Gouge Chisel		
Code	Width/Length	
C01	1" wide	
C02	3/4" wide	
C03	1/2" wide	



Texturing Knife		
Code	Width/Length	
TK5	3/8" x 1 3/4"	
TK6	1/4" x 1 3/4"	



How to Sharpen a Bent Knife



WP12 The Flexcut SlipStrop

The Flexcut SlipStrop is an economical way for maintaining our tools razor edge. It has been specially molded to allow for polishing and deburring the hard to reach areas on the inside of V-tools and gouges as well as the outside edge bevel. Either side of the strop can be used. Each SlipStrop includes a mini-bar of Flexcut Gold polishing compound and detailed instructions.



Hand Stops.


PN: 50-2276

PN: HS12



Aluminum Oxide Sand

Charge the Strop with WD40 and sprinkle a little of this sand on top to make stropping faster and easier




Spyderco's bench stones are flat and broad. They are highly effective for honing wide tools like plane irons, chisels, large blades, woodworking equipment, even ski edges. Available in Fine, Medium or Ultra fine grits 2"x8" stone comes packaged in a rigid polymer storage case complete with non-skid rubber feet for tabletop use. As with all of Spyderco's ceramic stones, use our bench stones dry without lubricants or oils. PN: 302 - M, F, UF

Spyderco's 400F Ceramic Files include the following shapes: Round, square, triangular, and slip. All four stones are fine-grit ready to debur hardened molds, even carbide. PN: 400F



An eight-inch Profiled Spyderco Stone unequivocally designed. PN: 701 Med or Fine

Spyderco's Round Ceramic File is fine-grit ready to debur hardened molds, even carbide. Comes packaged in a plastic tube. PN: 400F1R



Japanese Water Stones

We carry a full line of Japanese Water Stones. The combo stone shown is 1000/3000 grit. We also stock 1000G, 4000, & 8000 Grit. Order PN: JWS + Grit



Wolverine Grinding System

A grinding fixture or means to present your tools to the wheel at the proper angle is essential. The ONEWAY WOLVERINE Grinding System will grind gouges, scrapers, skews, carving tools and regular chisels. This system will achieve repeatable geometry with minimal grinding wheel and tool wear.

The Basic kit includes (2) Base Units, V Arm and Platform Assembly. (PN: W01). Optional accessories Include: VariGrind (PN: WVG), Wheel Dresser (PN: WD), Flat Honing Jig (PN: WFHJ), Skew Jig (PN: WSJ) Please call or visit our website for detail

Wolverine Precision Balancing System

Drastically reduce grinder vibration with our Precision Balancing System. Your grinding wheels can now be accurately balanced in your own workshop. PN: 2272 - 5/8" arbor, 1/2" and 3/4" Available

"Blue" Grinding Wheels

Once mounted on your grinder, our wheels (constructed from a secret recipe) will last longer and provide an amazing edge, to all your tools and chisels. They are porosity induced to stop excessive loading and glazing. Their grit is more angular than globular for a vastly superior cutting action.

Available in 6" 7" & 8" - Grits 54, 80 & 120 (Hi-Speed or Low Speed) Specify when ordering

Sharpening



PWS10 Standard Powerstrop, PWS20 Deluxe Powerstrop, PWS 30 Powerstrop V

The Leather Powerstrop kits provide a great way to maintain your Flexcut edges like new, or remove any wire edge left from a sharpening stone when reshaping is required. Fit into any standard power drill. Standard Kit includes only the flat leather wheel and polishing compound. The Deluxe Kit Includes both the Flat and V Wheel. The V allows upgrade of the Standard Kit. Rated for 600-800 RPM.

Razor Sharp



The **Razor Sharp Edgemaking System** consists of two compressed paper wheels that will fit on any bench grinder. One wheel is coated with Silicon Carbide and is used to develop a burr or wire-edge. The included Conditioning Wax (a special formula of fats, oils and waxes) is applied to the grit wheel to lubricate and control heat. The second wheel is slotted and, with the help of the included jewelers rouge, is used to remove burrs and polish the edge. A grit wheel will sharpen a couple hundred knives before it needs recoating. An additional 3oz of Silicon Carbide is provided with the kit, enough to recoat the grit wheel 15 to 20 times. We stock the 8" system, (7" and 6" by special order only.) PN: RSS



Fabuluster

Use this compound on your strop or Powerstrop for that final polish!!

Spyderco Ceramic Stones

Spyderco Pocket Stone (Double Stuff)

This pocket stone fits in the palm and has both medium and fine grits packaged in a leather carrying case.

Jool Tool



The JoolTool is a revolutionary, compact, multi-functional tool perfect for grinding, sharpening, sanding, deburring, polishing and much more. The JoolTool will help hobbyists and industrial professionals conquer any job. And in most instances can replace the need for conventional bench grinders, belt sanders, sharpeners, etc.

What makes the JoolTool truly a step above the rest, is our revolutionary, patent pending Ninja Disc design. This innovative See-Thru Design will enable an exceptional clear view of the work piece, thus achieving accurate results.

Finishing Package

- | | |
|--------------------------------------|------------------------------------------|
| A. 1 - Tapered Spindle | G. 1 - Ninja Black Belt Polishing Rouge |
| B. 1 - Tan (Medium) Ninja Cluster | H. 1 - Ninja Disc Backpad |
| C. 1 - Green (Hi-Polish) Ninja Brush | I. 2 - Purple (80 & 120) Grit Ninja Disc |
| D. 1 - (Buff and Polish) Ninja Wheel | J. 2 - Red (A-20 Micron) Ninja Disc |
| E. 1 - Roll of Ninja Finger Wrap | 2 - Blue (A-10 Micron) Ninja Disc |
| F. 1 - Ninja Cloth | 2 - Green (A-35 Micron) Ninja Disc |
| | K. 1 - Diamond Ninja Disc |

PN: M-2000-WD (Complete Unit)
All items sold separately please call for details.

Sharpening Cont'd

10342 Diamond Hone (Superfine)

Super fine grit Diamond Hone for dressing or reshaping CeramCut Blue Stones and other abrasive points.

10344 Diamond Hone (Medium)

Medium Diamond Hone for dressing or reshaping CeramCut Blue Stones and other abrasive points.

4001, Emery Compound

6.5 oz. bar of emery compound (black in color) contains very coarse grit. It is used with cotton and felt buffs for removing surface imperfections, scratches, rust, and burrs from iron, steel, and other hard metals.

5001, Emery Compound-Large Bar

14 oz. Bar of Emery Compound

4002, Tripoli Compound

4.5 oz. bar of tripoli compound (brown in color) contains coarse grit. It is used with cotton and felt buffs and is the most popular compound for general cutting down, scratch removal, buffing, and coloring on non-ferrous metals such as zinc die castings, brass, copper, aluminum castings and sheets.

5002, Tripoli Compound-Large Bar

14 oz. bar of tripoli compound (brown in color)

4007, Platinum Blue

5 oz. bar of platinum blue (blue in color) is used with cotton and felt buffs for pre-polishing and cutting down of platinum and other metals. Also for final polishing on acrylics.

4008, Carnauba Wax

2 oz. bar of carnauba wax (caramel in color) is used with cotton and felt buffs. It is the hardest natural wax available, non-tacky and highly regarded for its tough and wear resistant qualities. It is especially good for producing a high luster on wood & painted surfaces.

10343 Diamond Hone (Fine)

Fine Diamond Hone for dressing or reshaping CeramCut Blue Stones and other abrasive points.

10345 Diamond Hone (Coarse)

Coarse Diamond Hone for dressing or reshaping CeramCut Blue Stones and other abrasive points.

4003, White Diamond Rouge

5.5 oz. bar of white diamond rouge (white in color) contains fine grit. It is used with cotton and felt buffs for fast cutting on hard metals. Made with fine abrasive powder that produces a final satin finish on chrome, stainless steel, carbon steel, brass, and aluminum. Can also be used to remove rust, scale and carbon deposits on metal surfaces.

4004, Red Rouge

5.75 oz. bar of red rouge (red in color) is used with cotton and felt buffs and produces a high luster on gold, silver, pewter, nickel plating and plastics for final polishing.

5004, Red Rouge-Large Bar

17 oz. bar of red rouge (red in color)

4005 Wet Stick

Wet Stick 4005. Use wet for unloading plated and sintered diamond points. 2" x 1/2" x 3/4"

4006, Platinum White

5.75 oz. bar of platinum white (white in color) is used with cotton and felt buffs for final polishing. Produces a deep luster high color final polish on platinum, gold, silver, and all metals (8000 grit). Also for final polishing on flexite and valplast.

Diamond Hones by DMT



Double Sided Diafold®
Ceramic/Extra-Fine Diamond
PN: CFWE



Diamond Cone Kit Fine
PN: DCKF



Double Sided
Diafold®
Sharpener
Fine/Coarse
PN: FWFC



Fine Diafold
PN: FWF



Course Diafold
PN: FWC



Diafold® Ceramic Serrated
Knife Sharpener — Diafold®
PN: CFSK



Diafold® Serrated Knife
Sharpener Fine
PN: FSKF



4" Diamond Whetstone™ —
with leather sheath. PN:
W4F(Fine) W4C(Course)
W4X(X Course)



4" Machinist Diamond Whetstone™ —
with 1" (25 mm) continuous diamond
area. PN: WMC(Course) WMF (Fine)



8" Diamond Whetstone™ with
Hardwood Box
PN: W8F (Fine)
PN: W8C (Course)
PN: W8X (X Course)



6" Diamond Whetstone™
with Hardwood Box
PN: W6F (Fine)
PN: W6C (Course)
PN: W6X (X Course)

For over thirty years, DMT has been the leader in and innovator of, a full range of diamond sharpening products that are dependable and solve a multitude of sharpening, honing or deburring needs. DMT's patented and award-winning products are known for their superior quality and versatility, are easy to use and allow for sharpening in a fraction of the time required by other methods. DMT products are popular with woodworkers, chefs and gardeners in the kitchen, workshop or tool room, or to take camping hiking, skiing, hunting and fishing.

The Tormek way of sharpening



The key word when sharpening the Tormek way is repeatability. The tools are guided in jigs – you remove only a minute fraction of the steel at each sharpening, which makes it fast. An extra benefit is that your tools last longer.

You can shape the tool exactly to your needs. Even such complicated shapes as fingernail turning gouges, spoon carving gouges and oval skew chisels with a radius edge are easily sharpened. Once the shape is created, you can resharpen the edge in less than a minute.

The water cooled slow speed grindstone is in harmony with the physical laws governing the steel tool – the edge does not overheat and lose its hardness.

The water lubricated grindstone and the final power honing on the leather honing wheel work in the same way as bench stone sharpening except that the motorized process speeds up the work. The leather wheel is impregnated with honing compound and polishes the edge to a razor sharpness.

No grinding dust is produced to pollute the air. The steel particles are deposited into the water trough.

The Tormek method is safe. At the low speed, you can fully control the sharpening. Since no sparks are produced, there is no risk to your eyes and you can safely use the machine in areas of high fire risk.



The new T-7 model improves the accuracy and safety in edge tool sharpening thanks to two new innovations, a Square Edge Jig and a Truing and Dressing Tool with screw feed. These developments also make the sharpening more user friendly.

Conventional jigs on the market require that you align the tool in the jig with mounting screws which is time consuming and you lose the exact repeatability at each sharpening. The new Tormek Square Edge jig solves this problem and the chisel will be ground square, i.e. at 90 degrees, each time without any adjustments. This is achieved because the jig automatically aligns the chisel to its flat, machined face.

Another benefit is that the SE-76 can also clamp short and tapered tools firmly, e.g. Japanese chisels. The jig copes with blades up to 76 mm or 3" width.

The new Square Edge Jig SE-76 has safety stops, which prevent the tool from slipping off the stone, which can hurt your fingers.

The other development is a Truing and Dressing Tool TT-50 with screw feed. This enables the user to keep the stone in perfect condition, which is essential for a perfectly sharpened edge.

A seven year warranty applies to all customers including industrial users. This is possible due to the improved coating of the housing, stainless steel main shaft and a powerful, industrial AC motor, which is designed for continuous operation. PN: Tor. T7



Truing and Dressing Tool TT-50

With this unique tool, Tormek TT-50, you can true and dress your grindstone exactly round and flat. It mounts and locks instantly on the Tormek Universal Support. The tool is guided by the Universal Support, which also guides the jigs. This ensures that the stone surface is always parallel to the tool in the jig. PN: TT-50



Stone Grader

The fine side grades the stone for a 1000 grit finish. The coarse side of the grader reverses the stone to normal fast grinding. Activates a glazed stone. PN: SP-650




Profiled Leather Honing Wheel

For the inside honing and polishing of turning gouges, carving gouges and V-tools. With exchangeable profiles. Mounts outside the standard honing wheel. PN: LA-120



AngleMaster

Sets and measures the edge angle. Adjustable to any stone diameter from Ø 250 mm or 10" down to Ø 150 mm or 6". Measures from 10° to 75°. Magnets keeps it in place. PN: WM-200



Turning Tool Setter

For instant setting of the geometries on gouges and skews when using the SVD-185 and the SVS-50 jigs. With built in edge geometries. Works on any stone diameter PN: TTS-100



Honing Compound

For application on the leather honing wheels. Grain size 3 micron (average). Removes the burr and polishes the edge to a mirror finish. PN: PA-70



Machine Cover

For protecting the machine from shavings and wood dust. PN: MH-380



Handbook

Explains the basics in sharpening and how to best work with the Tormek system. Hardcover, with 156 pages and 560 line drawings. By Torgny Jansson. PN: HB -10



Tormek DVD

Brings the Handbook instructions to life. 24 minute including a 4 minute introduction to the Tormek way of sharpening. PN: DVD-1



Woodturner's Instruction Box

Contains a 80 minutes DVD and a handbook on the Tormek TNT sharpening system. Shows how to shape, sharpen and hone all your turning tools. PN: TNT-300

Tormek Con't

Square Edge Jig

For plane irons and wood chisels. Aligns the tool automatically to its upper and flat side. With safety stops. Max tool width 76 mm (3").

PN: SE-76

Jointer/Planer Blade Jig

For HSS blades of any length. Min. width 13 mm (1/2"). Also for miter guillotine blades.

PN: SVH-320

Molding Knife Jig

Sharpens all makes and shapes of molding knives with 24, 30 or 38 mm distance between guide hole centers. Max width 100 mm (4"). Also for profiled paint removal blades.

PN: SVP-80

Gouge and turning cutter Jig

For fingernail shaped turning gouges. Bent carving gouges and curved V-tools. Max. width 25 mm (1"). Also for turning cutters.

PN: SVD-185

Multi Jig

For turning skew chisels, parting and beading tools and roughing gouges. Straight shanked carving gouges, up to 50 mm (2") width. Carving chisels.

PN: SVS-50

Short Tool Jig

For straight shanked tools down to 45 mm (1 3/4") length. Also for power carvers. Max. tool width 32 mm (1 1/4").

PN: SVS-32

Tool Rest with Torlock

For turning scrapers, screw drivers, cabinet scrapers, hollowing tools and spoke shave blades.

PN: SVD-110

Axe Jig

For carving and carpenter's axes. Max. axe size 170 mm (6 1/2").

PN: SVA-170

Knife Jig

For most knives. Min. blade length 60 mm (2 3/8"). Carver's draw knives.

PN: SVM-45

Long Knife Jig

Stabilizes a thin blade. Min. blade length 120 mm (4 3/4").

PN: SVM-100

Scissors Jig

For scissors and shears. Also for portable electric hand planer blades.

PN: SVX-150



TNT-708 Woodturner's Kit

This kit contains everything you need to shape and sharpen all your turning tools. Includes - SVD185, SVS50, TTS100, SVD110, LA120, MH380, TNT300



HTK-705 Hand Tool Kit

This kit contains the jigs for sharpening your knives, scissors, draw knives and axes as well as short chisel and carving tools. Includes- SVM45, SVM140, SVX150, SVS32, SVA170.

Accessory kits

These customized kits give you extra value. They are packed in a tray, which works as a storage center. The tray can either be screwed to the shop wall or be used as a drawer liner.



The Precision Rotary Tool FBS 115/E – with soft grip two-component housing for comfortable handling and optimal control. 1001 uses for drilling, milling, grinding, polishing, brushing, de-burring, de-rusting, engraving, carving and cutting. A special motor technology (no replacing of brushes necessary) with full-wave electronic speed control allows for powerful operation with constant torque, even at low speeds! This feature is especially important when micro-drilling, brushing and polishing on delicate materials. Complete with 40 high quality bits and cutters in a durable plastic case.

PN: 38472



Professional Rotary Tool IB/E • Usable for extended periods when grinding, polishing, cleaning, cutting and engraving. Ideal for mechanics, model builders, jewelers, opticians, artists and electronic enthusiasts. This high-revving motor has full-wave electronic speed control capable of producing variable speeds between 5,000 and 20,000rpm and is usable for extended periods at a time producing an exceptional power/weight ratio. The streamlined die-cast aluminum head provides a stable housing for the ground steel spindle. It runs in a ball bearing assembly, minimizing play (max. run out 0.001").

PN: 38481

The tool comes with six high concentricity collets sized 1/32", 1/16", 5/64", 3/32", 7/64" and 1/8" (1.0, 1.5, 2.0, 2.4, 3.0 and 3.2mm) along with a collet nut as well as a selection of 34 industrial quality bits and cutters with shanks Ø 3/32" (2.3mm).



Longneck Angle Grinder LW/E This light, compact and user-friendly unit is the real alternative to pneumatic tools for grinding, de-burring, roughing, finishing – wherever working in tight spaces is needed. It is also great for paint and rust removal, cutting small components and sharpening tools. The powerful permanent magnet motor has a high lifetime and performs with high torque. PN: 38544

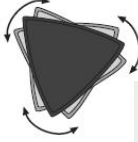


Accessories for Angle Grinder (From Left)

Flap Disk 28590, AO Cut-off Wheel 28154, AO Grinding Disk 28585, SC Grinding Disk 28587, Backing Disk 28548, Corundum Sanding Disks 28549-552 80G, 120G 180G 240G, Sanding Fleece 28544M-55F



The oscillating motion ensures lack of vibration and kickback. This motion also allows the use of cutting blades! Carbide 28900, Diamond 28902



Detail Sander OZI 115/E - The solution for fine sanding, finishing, polishing, deburring, roughing, paint or silicone removal as well as cutting! The secret for the strong performance of this very handy tool is the oscillating motion permitting extremely fine and delicate work or more aggressive performance, depending on the accessory used or material worked on. The oscillating motion prevents sandpaper from clogging and it even allows cutting! The powerful permanent magnet motor has a high lifetime and performs with high torque without vibration or kickback which ensures for impressive stock removal. The electronic speed-control allows for continuously variable speeds from 3,000 – 10,000 oscillations/min., so that the tool can be used on wood, steel, non-ferrous metal, glass, ceramics and plastics. The sanding plate has an adhesive pad to accept sandpaper or fleece with hook and loop system to facilitate changing. This set comes in a sturdy plastic box complete with 4 sheets of sandpaper (2 x 80 grit, 1 x 150 grit, 1 x 280 grit), one sanding fleece, plus each one hard and soft felt polishing pad. Other accessories available please call for full detail or visit our website: <http://www.islandwoodcraft.ca>.



Belt Sander BSL 115/E A light, compact and user-friendly unit that makes sanding in tight spaces more convenient. Used in modeling, sculpturing, tool- and die-making or the automotive sector. The belt sander has a speed control for variable speeds from 16 – 38 ft/s (300 – 700m/min.), which enables to work on many different materials, such as wood, metal or plastic. It can be used for grinding and enlarging small openings, grinding in notches, regrinding moulds or polishing (flat surfaces). It is also great for de-burring, rounding edges or removing paint. Re-centering or tilting the belt is easily done with a screwdriver.

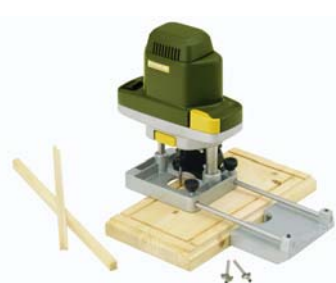
Replacement Sanding Belts for belt sander BSL 115/E made from high-quality aluminum-oxide on tough, woven, lightweight cloth backing. For grinding metal, non-ferrous metal, wood and plastic.
NO: 28 581 - 180 grit set of 5, NO: 28 582 - 120 grit set of 5, NO: 28 583 - 80 grit set of 5



Super jig saw SS 115/E This tool offers fantastic cutting capacity with the footplate adjustable up to 45 degrees for miter cuts. The housing head is made of die-cast aluminum. The stroke speed is variable by means of full wave electronic speed control. Ideal for tight curves in wood (up to 1"/12mm), non-ferrous metals (up to 1/8"/3mm) and plastics.

Jig saw blades. Special steel. Pitch of 3 / 64" (1.06mm), teeth ground & set. Usable on hard & soft woods, plywood, fiberglass reinforced sheets as well as various plastics. Ideal for tight curves and clean cuts.

Jig saw blades. HSS Tooth pitch of 1/16" (1.5mm), with teeth set & ground. Usable on metals, aluminum and softer alloys, fiberglass, plexiglas and insulating materials.



Micro Router MOF -Base of die-cast alloy and face of smooth gliding POLYCARBONATE. Ideal for slotting, rounding over, counter boring and stock removal in wood, plastic, plexiglas, MDF and more. Scale for micro adjustment of depth in 0.008" (0.2mm) increments and possibility to trench. The MICRO router MOF is fitted with a vacuum cleaner or dust extractor adapter, for use in a dust-free environment. Supplied with MICROMOT collets 1/32", 1/16", 5/64", 3/32", 7/64" and 1/8" (1.0 – 1.5 – 2.0 – 2.4 – 3.0 and 3.2mm) and collet nut.



Footswitch FS

This attachment frees your hands for easy on/off operation. To be used for all machines with a maximum power consumption of 5/8hp (500W). The switch has a housing of glass-fiber-reinforced nylon. The connecting cord is 3ft. 21" (250cm) in length and the output cord is 19.5" (50cm). Ideal for both portable and stationary machines. If you are working with our 12V hand-held machines, the foot-switch FS is connected to the transformer. NO 38 700

POWER TOOLS BY PROXXON Con't



MICROMOT 50 and 50/E - These two lightweight high precision tools in a pen style design (\varnothing only 1 3/8") are ergonomically formed to allow comfortable handling and optimal control. Their quietness and effortless, vibration-free drive via the special permanent magnet motor, the ground spindle and collar bearing all contribute to the ergonomic design. An efficient cooling system facilitates extended use under various load conditions. Both tools are useable on any workable material e.g. steel, precious metals, wood, glass, ceramics, plastics, precious stones. They are ideal for model builders, woodcarvers, jewelers, opticians, artists, dental technicians, tool and die makers, etc. Model 50E has a variable speed control built in. No load speed is 20,000 RPM. If you run the 50E while using transformer NG 5/E as power supply, speeds are adjustable between 5,000 and 20,000rpm via the speed control on the work station. PN: 28500 - M50, PH 28510 - M50E

Also available as a Kit PN: 38515 call for details



Pensander PS 12 This superfine sander with linear sanding motion (versus rotary or orbital) operates at 8,000 strokes per minute with a 3/32" (2.5mm) stroke. It is ideal for surfaces, slots and tight corners. Included are four sanding attachments with straight shanks and 4 with angled shanks (four different shapes per shank style) as well as 3 sheets of pre-profiled self-adhesive sanding pads. The sheets are 180, 240 and 400 grit with 5 of each shape per sheet. PN: 28594

Note: An AC adapter of at least 12 - 18V DC and 1.0A is required. We recommend PROXXON power supplies NG 2/S or NG 5/E. The electronic speed control on the NG 5/E unit allows the selection of different speeds for different applications and materials.

Replacement Sandpaper for the PS 12 - Three sheets, each with 20 pads (5 each of the four shapes, self-adhesive)

PN: 28 822 - 180 grit, PN: 28 824 - 240 grit, PN: 28 826 - 400 grit

Jig saw STS 12/E - For curved cuts in wood, corrugated boards, plastics and non-ferrous metals. Also ideal for gourd carving. This very lightweight and powerful 12 volts machine is ideal for curved cuts in wood up to 3/8" (10mm), circuit boards up to 7/64" (3mm) and non-ferrous metals up to 3/32" (2.5mm) thickness. Its weight makes it easy to handle and thus allows for precise control of the cutting action. The specially balanced powerful permanent magnet motor with electronic speed control ensures variable speeds between 2,000 - 5,000 strokes/min., stroke: 15/64" (6mm). Now with additional, rounded foot for cuts on rounded surfaces and clean interior cuts. Ideal for gourd carving. PN: 28 534



Jig saw blades, special steel PN: 28054

Jig saw blades, HSS PN: 28056

Orbital Sander SL 12/E - For shaping, rough and fine sanding of flat surfaces and sides. Flat sanding of primers and finish-polishing. The electronic speed control offers continuously variable speeds between 1,000 and 5,000 strokes/min. and allows working on a variety of materials. Its use on 12 V DC (low voltage) and low speeds allow wet sanding, too. The easy to use paper clamp holds any commercially available sand paper. The sanding area of 3 5/32" x 2 2/32" (80 x 58mm) has no overhanging parts and so facilitates sanding into corners. PN: 28 542



MICROMOT AC adapter NG 2/S - Very compact design. Noryl casing (heat resistant - a necessity for transformer enclosures). Capacity 2.0A at 16 Volt open circuit - and 12 Volt under load = 24VA (DC). Primary supply 110 - 120V. Polarized socket for MICROMOT plug. Red LED indicates readiness for use. PTC (Positive temperature coefficient) element prevents overload, plugged in tool will not automatically restart. After cooling down, the AC wall plug should be disconnected briefly to reset the adapter. Modern design with holes for storing bits. Foldable tool rest provides a secure place for keeping the MICROMOT tool ready for use. PN: 38 706

These transformers are the optimal power source for these fine PROXXON tools:
MICROMOT 50 and 50/E, - Pen Sander PS 12, - Jigsaw STS 12/E, - Orbital Sander SL 12/E, - Engraving Tool GG 12



MICROMOT AC Adapter NG 5/E - This workstation with electronic speed control comes in a compact Noryl casing (the material is heat resistant, recommended for transformers) and has a capacity of 5.0A at 16V no load and 12 Volt under load = 60VA (DC). Primary supply at 110 - 120V. The thyristor electronic control (with feedback) allows for optimum tool speed and high torque at low speeds. The workstation offers three polarized sockets for MICROMOT machines, so that three different tools can be plugged in at a time. In addition the unit features one pair of sockets for standard banana plugs with 5/32" diameter (4mm diameter). It provides a master switch for turning off the transformer without needing to unplug. The red LED indicates „ready“. A PTC (positive temperature coefficient) element guarantees protection against overload, the plugged in machine will not restart automatically. After cooling down, the AC wall plug should briefly be unplugged to reset the adapter. The whole unit comes in a very compact and practical design with storage holes for insert bits and cutters with shafts of 3/32" and 7/64" (2.35 and 3mm). The foldable tool rest keeps the MICROMOT tool ready for being used and standing by safely. PN: 38 704



Engraver GG 12 - Fast rotary action for effective engraving work. The engraver GG 12 spins at 20,000 rpm, yet weighs only 4 ounces! It allows for easy control and thus very safe operation featuring a touch sensitive switch for easy use and a simple push in/pull out shaft holder for easy accessory changeover (shaft capacity \varnothing 3/32" (2.35mm) only). The unit comes with 1 diamond bit with spherical head size 5/64" (1.8mm). Engrave for hours without fatigue. Our 12V powered high-speed engraving tool lets you realize the finest details in glass, metal, wood, and plastic. It has the size and weight of a very fine writing instrument. You'll have more control than you ever thought possible. It allows you to work precisely. PN: 28592 or as a Complete Kit Inc Patterns, 4 Bits and Power supply PN: 38635



Flexishaft MICROMOT 110/P - with triple ball bearings and speeds up to 25,000rpm. Two ball bearings in the turned light aluminum hand piece and one in the drive end prevent tool bits from chattering. The highly flexible shroud and core effortlessly transmit power without heating up even when bent tightly. Anti-kink springs at the grip and drive end. The flex shaft comes with 6 MICROMOT steel collets in sizes 1/32", 1/16", 5/64", 3/32", 7/64" and 1/8" (1.0, 1.5, 2.0, 2.4, 3.0 and 3.2mm). The drive shaft is 7/64" and so either fits our 7/64" steel collet or our chuck. PN: 28 620

For optimal use we recommend you hold the power tool properly in one of Proxxon's Universal holders
Shown Left to right - PN: 28410 - PN: 28603 - PN: 28610

POWER TOOLS BY PROXXON Con't



The router table FT 300 is the optimal attachment for your MICROMOT rotary tool when:

- routing decorative grooves and edges (for framing, moldings and trim);
- working to precise depths and widths (for wood joining and surface decoration);
- planing to a straight, smooth edge (for preparing work piece for joining or edging);
- finish sanding (for accurate finishing of irregular shaped work pieces).

The precisely machined aluminum die-cast table provides a sturdy construction and offers a large work surface (table size 11 13/16" x 7 3/32" (300 x 180mm)). MICROMOT rotary tools (except the engraver GG 12) may be attached from below the table in no time in the provided 4/5" (20mm) fitting.

The table has three machined slots and is supplied with a miter gauge and a height-adjustable transparent guard, which facilitates viewing the work piece and prevents accidental contact with the cutter. The milling depth is adjustable via an adjusting knob and the cutter axle can be swiveled through 30° allowing for routing additional profiles without the need to purchase numerous cutters. The complete unit is secured to the worktop by four screws (not included) or, when using the table only occasionally, by screwing it down to a suitable plate, which then can be clamped to the work table.

PN: 28 050



Router base OFV - If you make small boxes, frames or furniture, this router attachment is the right size tool for you.

Made from die-cast aluminum, with milled work surfaces. Used to route slots, notches, grooves, edges and profiles with or without the fence or circle attachment (both supplied). The adjustable depth stop provides a selectable travel stroke. The unit may be used free-hand as well as a drill or horizontal stand. The max. width of cut with fence is 5 7/8" (150mm) and the circle diameter ranges from 3 7/8" to 15 3/4" (100 to 400mm). The router base OFV fits all MICROMOT rotary tool units, except the engraving tool GG 12. PN: 28 566

NOTE: The Rotary tool is not included!



Router Bits - Made from high speed steel, with 1/8" (3.2 mm) shanks, inverse ground flutes and maximum speeds up to 30,000 rpm in different profiles for optimal results.



Power Carver SGM -

This power carver is ideal for delicate carving, without applying excessive force. It can be used by all carvers, regardless of age or experience and is perfect for carving all wood types. The rapid cutting action of the SGM (12,000 cuts per minute) allows the ability to do fine work like adding details as well as roughing out. Clean carving with no dust and virtually no effort is ensured. The tool is exceptionally quiet, yet very powerful

due to the permanent magnet motor. It is ideal for small to medium carving projects, working on furniture, reconditioning antiques, lino cutting, delicate paint removal and working on plaster of Paris. The ergonomic design and light weight (only 1.6 lb) for perfect one hand control. The tool is very safe, as the reciprocating action does not start until the gouge is pressed to the wood. The housing is made of

glass fiber-reinforced polyamide and features a multiple ball bearing construction in a die-cast aluminum gear housing. The tool comes with 3-razor sharp bi-metallic knives (each one U, V and flat shape) packed in a durable plastic case. The SGM also accepts a variety of Flexcut® reciprocating chisels. PN: 38 642

For relief carving as well as carving in the round!!



Replacement carving blades - High quality laminated steel (bi-metal) blades 5 to a set. In V shape, large and small gouge, flat with straight and rounded cutting edge. For carving and detailing wood (all types), plaster of Paris, gas concrete, linoleum. Also for removing fine layers of paint or finish. PN: 28572

Profiled sharpening stone - Pure oilstone for a razor sharp cutting edge. With pre-profiled surface for easy sharpening and re-shaping all carving knives of the PROXXON program (see above) Approx. dimensions 3 7/8" x 2 5/8" x 3/4" (100 x 65 x 20mm). PN: 28 578



Micro Woodturning Lathe DB 250 - This compact size machine is ideal for turning pens or dollhouse items such as cups, plates, pots, vases and columns, also for model railroad items including power or signal posts and tanks, doll and marionette limbs. Thousands of classical model building items may be turned with ease. Please call for details. PN: 37 020



Scroll saw DS 115/E - This is the ideal machine for the delicate project: model building, toy manufacturing and precision work. It cuts soft wood (e.g. bass wood) up to 1 3/16" (30mm), hard wood up to approx. 25/64" (10mm), plastic (including circuit boards) up to approx. 5/32" (4mm) and non-ferrous metals up to 5/64" (2mm) with standard scroll saw blades. The machine has a very stable ribbed die-cast aluminum saw frame with 11 13/16" (300mm) throat. The blade guide is equipped with an integrated blower. The patented head-part is height-adjustable in three positions and offers numerous advantages. PN: 37 088

Scroll Saw DSH/E - This is the perfect machine for scroll saw relief projects, intarsia, precision mechanics, model building, toy and puzzle making, designs, architectural models, and restoration of antiques. Also, ideal for schools and training centers. Please call for specifications



PN: 37 090

"We carry a full line of accessories for both machines"



MICRO Mill MF 70

The unit is supplied with a stable base of cast iron. Both vertical column and compound table are of treated, high quality aluminum. All axes are play-free and have adjustable slides. The headstock, made of die-cast aluminum, houses the 24 pole balanced special motor and provides stability even at high operating speeds. This stability facilitates the use of the finest cutters. Six triple slit, hardened MICROMOT steel collets come with the machine and cover shank sizes of 1/32", 1/16", 5/64", 3/32", 7/64" and 1/8" (1.0, 1.5, 2.0, 2.35, 3.0, 3.2mm). The table is fitted with three T-slots of the 15/32" x 15/64" x 15/64" (12 x 6 x 6mm) MICROMOT-norm. An adjustable ruler scale eases the positioning of the work piece. All hand wheels are zero adjustable with 1 revolution = 3/64" (1.0mm), 1 division = .002" (0.05mm). PN: 37 110.



◀ **Precision Machine Vise**
Especially suited for intricate and accurate working! PN: 24 260
Sold Separately

▶ **Milling Cutters**
PN: 27 116
Sold Separately



POWER TOOLS BY PROXXON Con't



PN: 37 040

MICRO Planer DH 40 - An excellent machine for fine planing work with a particularly smooth finish for hardwood and softwood work pieces. Perfect size unit for all kinds of applications, where precision to a fraction of a millimeter is needed.

The unit's load bearing components are all made of die-cast aluminum, with milled seats for bearings and spindles, being essential for vibration free, smooth and clean planing, guaranteeing maximum stability. The triple spindled table is milled to close tolerances and can be conveniently adjusted to 0.1mm (0.008") by a large zero adjustable hand wheel on top of the housing.

The cutter shaft has two HSS reversible cutters for a particularly long service life. Replacement of the cutters is facilitated by means of a generously sized service flap.

The planer has an automatic feed unit. The work piece therefore is only pushed by hand into the feed slot for a short distance. A knurled and spring-loaded roller then draws the work piece in, thus enabling even irregularly shaped pieces of wood to be planed. After passing the cutter shaft the piece of wood is pushed out at the rear by a rubber-coated roller to protect the surface of the work piece.

The unit has a dust-protected on/off switch with restart protection in case of power supply interruption.



PN: 38 070

Table saw FKS/E - The ideal machine for straight, miter and compound cuts. Useable on all wood types, non-ferrous metals, plastics as well as rubber, cork, etc. The optimal compact size machine for model builders, toy makers, architects, cabinetmakers. Even the smallest items may be cut cleanly, without subsequent finishing. The right machine for high-quality results and precision cuts.

The machine has a sturdy construction with load bearing parts made of die-cast aluminum. The machined aluminum worktable measures 11 1/2" x 9 1/2". 2 miter gauge slots are provided, as well as a miter gauge and fence. An extension wing is housed integrally and pulled out easily to increase the table width to 19 5/8" and to handle longer workpieces, too. The drive of the unit is accomplished via a special, quiet DC motor and an Optibelt toothed belt, producing a high torque. The electronic speed control offers speeds from 4,400 - 6,800rpm. This facilitates to cut even delicate materials without overheating. The blade arbor has ball bearings and is fitted with a TCT blade 3 5/32" x 1 1/16", bore 13/32", 24 teeth. The machine cuts 1" at 90° and 3/4" at 45°. The blade height is adjustable from 1/32" to 1".



Micro-Bandsaw MBS/E - Perfect cuts in Steel, non-ferrous metals, wood and Plastic. Even cuts glass and ceramics with the optional Diamond Blade. Solid, ribbed die-cast aluminum housing (no tubular or sheet metal construction) with a sturdy machined table with slot for miter gauge as well as coolant trough (when working with the optional coolant kit, see page 33). The table tilts up to 45° for accurate miter sawing. The machine has a low noise high-quality motor with toothed belt for quiet and prolonged operation. Electronically controlled speeds allow for exceptionally accurate cutting without the need for subsequent finishing. A chart indicates the recommended speed for practically all materials. The blade size of 13/64" x 1/64" is ideal for fine work and permits cutting small radii. PN: 37 172

The machine comes equipped with one band saw blade in size 42" x 13/64" x 1/64", 14 TPI (also available as accessory, NO 28 176).

Optional Blades

Swedish steel, fine toothed (24 TPI) - 42" x 13/64" x 1/64". Ideal for cuts in wood, plastics, non-ferrous metals. NO 28 174

Special tempered Swedish steel, with induction hardened teeth, coarse toothed (14 TPI) - 42" x 9/64" x 1/64". Ideal for cuts in plastics, non-ferrous metals and wood. This blade is extremely narrow, and thus optimal for cutting tightest curves and radii. PN 28 180

Diamond Coated Blade - 42" x 7/64" x 1/64". Ideal for cuts in glass, stone, ceramic or fiberglass reinforced plastics. As the blade is extra narrow, it is optimal for cutting tightest curves and radii in hard materials. PN 28 186



Chop and Miter Saw KGS 80 - Ideal for miter cuts. Instead of swiveling the saw head, the table with clamped down work piece is turned! The laterally moving saw head (Patent DP 103.18.479.1) prevents colliding of the saw blade with the vise jaws. This allows for a minimal gap between the work piece vise and the actual cut, which is vibration-free and leaves no burr. By using the fence and counter-rotating the table 2x 45°, one can get the opposite angles for two equally long framing pieces by simply reversing them. Powerful, very quiet DC motor. Power transfer via quietly operating toothed drive belt. Carbide tipped saw blade 3 1/8" x 1/16" x 3/8", 24 teeth. PN: 37 160

Optional Blades

Synthetic resin bonded cut-off wheel. 3 1/8" x 1/32" x 3/8". - For cutting wood, steel, non-ferrous metals and plastics. PN: 28 729

Carbide tipped saw blade. 3 1/8" x 1/16" x 3/8". 36 teeth. - Extremely clean cutting edges when cutting balsa wood, plywood or soft wood as well as glass-fiber reinforced plastics (GRP) because of large number of teeth. May also be used for cutting hard wood, POLYCARBONATE, plastics and aluminum. Also fits circular table saw FKS/E. PN: 28 732



The new MICRO screwdrivers from PROXXON - Miniature screwdrivers for electronics, cameras, jewelry, mechanics and model builders.

PN: 28 148



Micro Screwdriver MIS 1, complete with 16 bits Designed for Industrial use. The MIS 1 is the ideal tool for torques up to 18 in-lbs. It is preferred over the compressed air types because of less costly running expenses, but also for its quietness and cleanliness. The highly flexible cable makes it easy to use. PN: 28690



Disc Sander TG 250/E - For sanding, polishing, de-burring, beveling of hard and soft wood, nonferrous metal, steel, plastic (also Plexiglas and fiberglass reinforced plastics), cork and rubber. Sands long edges, end sections, radii, miters, and by turning work piece over, accurate flat surfaces at right angles. The electronic speed control ensures optimal results on multiple types of material. PN: 38 060

Liquid Coolant Kit for TG 250/E and MBS/E & MBS 115/E For wet sanding or cutting ceramics or glass (lapidary work) the PROXXON MICROMOT SYSTEM optionally offers a Liquid Coolant Kit (coolant container and coolant tray) which is fast and easily mounted to both either the Band Saw MBS 115/E, MBS/E or the Disc Sander TG 250/E.

Coolant container Plastic container with flow release, 39" (100cm) tubing, 2 spouts for the MBS 115/E, MBS/E table and mounting bracket/screws. Holds 1 quart. PN 28 188

Coolant collection tray Size 16 17/32" x 12 13/64" x 19/32" (420 x 310 x 15mm). Includes gasket for sealing the attachment holes of the machine. With 19 11/16" (50cm) discharge tube and nipple for band saw table. The tray is undrilled and may be used on other machines, too. PN 28 189

MASTERCARVER® HANGING PRO FLEX-SHAFT SET

MASTERCARVER® HANGING PRO FLEX-SHAFT SET Enjoy all the benefits of rotary & reciprocating power carving! It's motor features 1/3 horsepower, 26,000 RPM, forward & reverse. Features hanging style motor with electronic variable speed foot pedal (with exclusive speed limiter). Set contains motor with flex-shaft, 3 handpieces (rotary & reciprocating) plus burrs or blades for each. The first handpiece stealth™ (patent pending) has a key-chuck & adjusts 0-1/4" to accept accessories with 1/4" or smaller shanks, without collets! Great for roughing out! The 2nd rotary handpiece is the ultra thin (1/2") Detail Pro, hold it like a pencil for best control, perfect for detailing; it accepts 1/8", 3/32" & 1/16" shanks (collets included). The 3rd handpiece is the Recipro-Carver Pro it includes 5 different blades for hand carved effects without the work (accepts Flexcut blades). Set includes motor with foot pedal speed control (797055), 3 handpieces, 9 burrs, 5-gouges / chisels & manual plus 2 yr. motor warranty. Value \$558.55. 797268 MASTERCARVER® HANGING PRO SET

MASTERCARVER® HANGING BASIC SET

MASTERCARVER® HANGING BASIC SET More power to carve better, faster & with less effort! Unsurpassed motor specifications include, 1/3 horsepower & 26,000 rpm with forward & reverse. Convenient hanging style Mastercarver® flex-shaft machine keeps unit off your work top, but always near. Speed is controlled (hands-free) by an electronic variable speed foot pedal (with exclusive speed limiter). Also features the stealth™ handpiece (patent pending). It has a key-chuck & adjusts 0-1/4" to accept accessories with 1/4" or smaller shanks, without collets! It's great for the fist grip used for roughing out. Mastercarver® is the best flex-shaft value available. Set includes: Heavy duty, reversible, 26,000 RPM max., 1/3 hp motor with flex-shaft, all purpose Stealth™ rotary handpiece (see 792200) with, variable speed foot pedal, hanging bracket, 1 General Carbide Kutzall burr, manual & 2 year motor warranty. 797236 MASTERCARVER HANGING BASIC SE

"Our most Economically Priced Flex Shaft Power Carving Set"

We stock Outer Sheath and Inner Shaft for MasterCarver Sets.

PN. 797015 & 797020

Always wear Safety Equipment When Working with any Tool!

AS400 PAPR by 3M

This Personal Respirator System is Completely Self Contained and is NIOSH approved. The Filter and Motor Assembly mounted in the Helmet are Hepa rated to .03 Microns. The Battery provides up to 8 hours of continuous use.

PN. AS400

Smart Charger sold seperately. PN. AS400SC

Triton Powered Respirator - is the solution!

It provides complete personal protection... for your lungs, eyes, ears and head so you can breathe easy knowing you have the protection of a Triton Powered Respirator.

A filtered stream of air flows down the inside of the visor, supplying clean air for your lungs and keeping your face feeling fresh. Your head and eyes are shielded from airborne debris by a lightweight hard-hat, fitted with a high-impact, hinged visor. Hearing protection is also catered for by high quality, built-in earmuffs, which conveniently position away from your ears when not in use.

PN. TPR

OptiVISOR is a precision binocular headband magnifier which permits unrestricted efficiency while reducing eye strain, leaves both hands free, and allows three dimensional vision. Used by anyone whose profession or craft requires close accurate work. Can be worn over prescription or safety eyeglasses.

Available in 5 Strengths - 2, 3, 4, 5 & 7. PN. OPTI - X

(Please indicate strength when ordering)

OptiVISOR

OptiV

OptiV

OptiV

OptiV

OptiV

OptiV

OptiV

PN. OPTI-L

The OptiLOUPE is an attachable lens that adds the additional power of an Eye Loupe to the OptiVISOR.

Power Sculpting - Arbortech

Arbortech Woodworking Tools:

The Woodworking range of products was first developed in 1988 to allow the user to sculpt and shape wood in any direction. The first product developed called the "Woodcarver" blade, fitted to a small 4" or 100mm angle grinder caused a major breakthrough for woodworkers by giving an increase in productivity without the limiting restraints of only working with square edges. This creative aspect of working with Arbortech wood shaping tools has allowed a new dimension in woodworking to flourish with known artisans deriving their income entirely from using Arbortech tools alone. During the last 10 years the continual development and refinement of Arbortech woodworking tools has produced some new and exciting changes to the range on offer. Arbortech now caters for trades people who wish to cut and shape a variety of materials as well as woodworkers. These tools attach to a standard angle grinder. They are designed for power carving or power sculpting in wood or ice. Woodchips sells them either fully assembled on a grinder or just the accessory tool by itself. There are 5 main tools and a range of replacement parts and additional components that allow the user to purchase a system tailored to their needs.



Kit and Grinder
PN MIN400

Kit Only PN
MN200





Std Blades
Min001



Tungsten Carbide Blade
Min012



Diamond Blade
Min016



R-Burr Fine & Course
coming soon



Sanding Disks (4)
Min006 Asst
Min008 40 Grit
Min 009 60 Grit
Min010 80 Grit
Min011 120 Grit



Belt Min003



5/8" Spindle Kit Min013



Collar Kit Min015

MINI-GRINDER

When visibility and versatility counts

The Mini-Grinder is the most versatile woodcarving power tool that you'll ever own. It is so easy to use, and lets you to do everything from rough shaping to the finest details and its unique shape allows you excellent visibility.

IDEAL FOR :	ADVANTAGES:
<ul style="list-style-type: none"> Freehand power carving Medium to fine shaping Ideal for medium wood removal and detailed carving (Burls, busts, woodturning, relief carving, sculpting, totem poles, carving soft stone, removing grout from tiles etc) 	<ul style="list-style-type: none"> Easy to use Extremely safe Extremely controllable Sealed Italian bearings for long motor life A large variety of 2" blades available for versatility

POWER CHISEL

The ultimate woodworker's tool

The Power Chisel is the ultimate woodworker's friend, you simply let the motor do the work and guide the chisel in which direction that you prefer. It does everything that a traditional hammer and chisel will, only easier and faster. It is so safe and easy to use that it is perfect for everyone, from kids to the professional woodworker.

IDEAL FOR :	ADVANTAGES:
<ul style="list-style-type: none"> Freehand power chiselling Detailed and intricate work Anything hammer & chisel will do Ideal for detailing (Letters, drawing lines, highlights, etc) 	<ul style="list-style-type: none"> Easy to use Extremely safe Sealed Italian bearings for long motor life Click-system chisel change Large range of high-quality chisels available




Motor Brushes
PN: PCH060



Oil and Cam Kit
PN: PCH030
(Not Stocked)




Hi Temp Oil
PN: PCH070




Kit and Power Chisel
PN: PCH400


Kit only
PN: PCH101




Woodcarvers Starter Kit (5 Chisels)
PN: PCH010




Trades Pack 3 Flat Chisels
PN: PCH080



Woodcarvers Pack 3 Gouge Chisels
PN: PCH090



Individual Chisels
PN: PCHS - X
X = # on Left



Sweep No.	Sweep No.
5	12
3	20
7	20
12 (60°)	8
11	7
9	13
1	8
1	13
1	20
1	26
8	7
90°	18
9	20

Power Sculpting – Arbortech Continued

INDUSTRIAL WOODCARVER

The professional's choice

The Industrial Woodcarver is the professional choice in rotary woodcarving. This blade carves the hardest and the softest wood with equal smoothness, efficiency and control. In fact, the harder the wood, the better the Industrial Woodcarver works!



Complete Kit
PN: IND200



Kit (No Guard)
PN: IND100

IDEAL FOR :	ADVANTAGES:
<ul style="list-style-type: none"> Freehand power carving Rough shaping Medium to large projects Ideal for major wood removal in sculpting (busts, chairs, burls, rocking horses etc) 	<ul style="list-style-type: none"> Easy to use Extremely controllable Hollow ground, rotatable and replaceable carbide tungsten teeth for excellent carving feeling and long product life No kickback



Pro-Guard
PN: PGU100



Replacement Teeth and Screws
PN: IND012



Torx Key
PN: IND040



Complete Kit
PN: WCB500



Kit (No Guard)
PN: WCB400



PRO-4 WOODCARVER

The original woodcarver

The Pro-4 Woodcarver is the perfect entry level to rotary woodcarving. Designed and manufactured in Australia from the highest quality hardened steel, the Pro-4 will shape any soft wood smoothly and efficiently with great control.



Hand File
PN: WCB010



Power Files
PN: WCB040



Pro-Guard
PN: PGU100

IDEAL FOR :	ADVANTAGES:
<ul style="list-style-type: none"> Freehand power carving Rough shaping Medium to large projects Ideal for major wood removal in sculpting (busts, chairs, burls, rocking horses etc) 	<ul style="list-style-type: none"> Easy to use Very controllable Safety rakers for less kickback Chip-limited teeth Easy to sharpen

TUFF CUT

Makes tough jobs easy

The Tuff Cut is the tradesperson and DIY dream. Its resharpenable tungsten carbide teeth promise long life and unrivalled cutting performance. It is designed for straight cuts and carving through the toughest of materials, from dirty wood with embedded nails to aluminium.



Tuff Cut
PN: TUFF115

IDEAL FOR :	ADVANTAGES:
<ul style="list-style-type: none"> Straight cuts Carving aluminium Cuts most materials Ideal for removing old floorboards and decking with nails, cutting PVC pipes, cutting any sheet material) 	<ul style="list-style-type: none"> Easy to use Extremely controllable Resharpenable tungsten carbide teeth Easy to sharpen Can be used for a large variety of applications



Samona Power Carver

- 135 pc accessories included
 - Electronic variable speed
 - 8,000 to 30,000 rpm
 - Flex shaft
 - Adjustable stand
- PN: SAM8500**

"Our Most Economical Power Carver"

Razertip Pyrographic Tools

Razertip Pyrographic tools have been setting the standard for hot-wire Pyrographic tools for over 15 years now. Razertip burners feature near instant heat response, ultra-sharp tips (120+ lines per inch), your choice of the smallest handpieces or the toughest handpieces on the market. We have over 250 tip shapes, most of which are unique to Razertip. Our CSA C/US safety certification covers both Canada and the USA. This makes Razertip tools the only hot-wire Pyrographs that can be legally sold in every province and state in North America. If you're looking for great value in a lifetime-quality tool at a competitive price, Razertip can fit the bill.

Pyrographic Burners with features like:

10 amp power output provides the fastest tip-heat recovery in the industry.

Ideal wide-range temperature control won't scorch wood at "1" through to "red-hot" at 10.

The only safety certified hot-wire Pyrographic tool on the market - CSA C/US safety certification (CSA#LR95555).

Accepts all Razertip pens and accessories, with available adapter cords will accept most any make of pen, too.

Indexed handpiece indicator lights, can help confirm proper pen and cord operation.

Ultra stable control circuitry maintains consistent burns even when turned on-and-off-and-on again.

Removable handpiece cords allow the use of 18ga. (extra-flex) or 16 gauge (heavy-duty) cords.

Unconditional warranty covers everything (and we mean everything!) for 3 years on the power supply and one year on all handpieces including fixed tips. 90 days on interchangeable tips. Even if you drop your pen and break the tip - it's covered!




Razertip Pyrographic Burner SS-D10 - Heavy Duty

The SS-D10 is Razertip's workhorse, with many features not found on any other burner. Dual handpiece capability allows you to have 2 pens plugged in at the same time and change between them at the flick of a switch. This is particularly useful if your work calls for frequent handpiece changes as it saves time as well as wear on the connectors. The SS-D10's extra low-end temperature adjustment allows you to turn the heat down further if the "1" setting is still too hot. If you are sculpting wax or detailing plastics, you'll love the extra range available on the low end of the SS-D10. Choice of one Regular or Heavy Duty pen and 1 - 16 Gauge HD extra-Flex Cord included.

Also available in 240 Volts for UK use.

Razertip SK- 10AMP Burner – Heavy Duty

This economical unit comes with one Heavy Duty fixed #1L pen and one 16 gauge heavy duty cord.



Fixed Tip Pens: Razertip's standard pens are the smallest, most versatile pens made, available in your choice of fixed or interchangeable tip styles.

Heavy Duty Pens: In 1996 Razertip added their new line of heavy-duty tips; the toughest hot wire tips ever made. These fixed-tip heavy-duty pens are only slightly bigger than the standard pens, but will take punishment like no other. Razertip not only makes the finest and sharpest, but the toughest, too!

This full selection is unique to Razertip.

Interchangeable Tips: The tips that started it all back in 1985! "Razer" sharp and super fine.

The following tips are available in Regular and Heavy Duty tips and pens except where noted



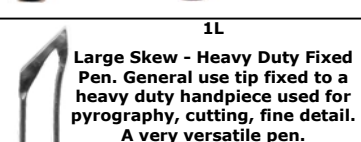
Standard Grip Replacement foam grip for standard Razertip pens.



Extra-thick foam grip fits standard Razertip pens. Great for extra comfort, especially if you have sensitive fingers or like to burn at high heat settings. Also popular with artists who prefer the feel of a larger pen.

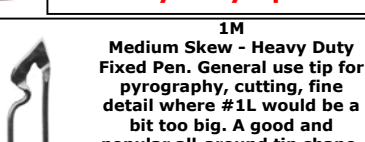


Heavy Duty replacement Grip for HD Pen.



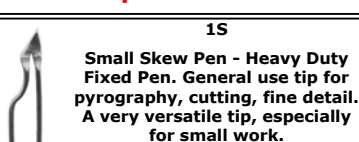
1L

Large Skew - Heavy Duty Fixed Pen. General use tip fixed to a heavy duty handpiece used for pyrography, cutting, fine detail. A very versatile pen.



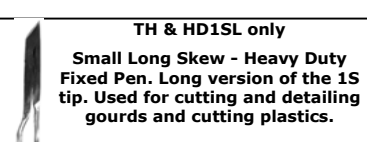
1M

Medium Skew - Heavy Duty Fixed Pen. General use tip for pyrography, cutting, fine detail where #1L would be a bit too big. A good and popular all-around tip shape.



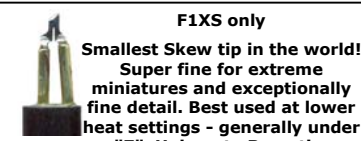
1S

Small Skew Pen - Heavy Duty Fixed Pen. General use tip for pyrography, cutting, fine detail. A very versatile tip, especially for small work.



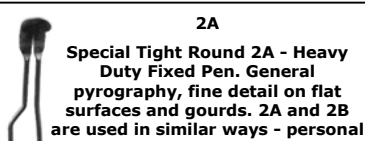
TH & HD1SL only

Small Long Skew - Heavy Duty Fixed Pen. Long version of the 1S tip. Used for cutting and detailing gourds and cutting plastics.



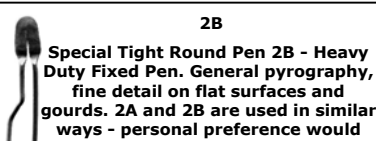
1XS only

Smallest Skew tip in the world! Super fine for extreme miniatures and exceptionally fine detail. Best used at lower heat settings - generally under "7". Unique to Razertip.



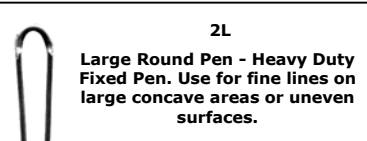
2A

Special Tight Round 2A - Heavy Duty Fixed Pen. General pyrography, fine detail on flat surfaces and gourds. 2A and 2B are used in similar ways - personal preference would dictate choice.



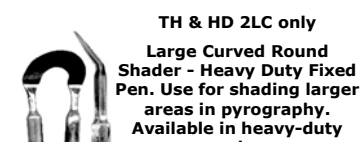
2B

Special Tight Round 2B - Heavy Duty Fixed Pen. General pyrography, fine detail on flat surfaces and gourds. 2A and 2B are used in similar ways - personal preference would dictate choice.



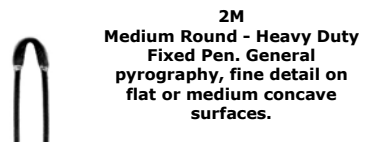
2L

Large Round Pen - Heavy Duty Fixed Pen. Use for fine lines on large concave areas or uneven surfaces.



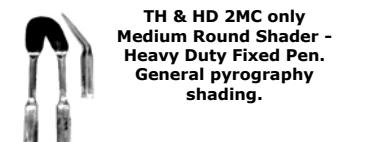
TH & HD 2LC only

Large Curved Round Shader - Heavy Duty Fixed Pen. Use for shading larger areas in pyrography. Available in heavy-duty only.



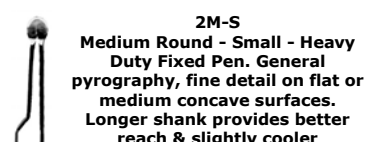
2M

Medium Round - Heavy Duty Fixed Pen. General pyrography, fine detail on flat or medium concave surfaces.



TH & HD 2MC only

Medium Round Shader - Heavy Duty Fixed Pen. General pyrography shading.



2M-S

Medium Round - Small - Heavy Duty Fixed Pen. General pyrography, fine detail on flat or medium concave surfaces. Longer shank provides better reach & slightly cooler operation.

Order by: T=Standard tip only TH=Heavy-duty Tip only F=Fixed-tip Standard Pen HD=Fixed-tip Heavy-duty Pen.

Razertip Pens and Tips Continued on Next Page

Pyrography Continued – Razertip Pens and Tips

 <p>2S</p> <p># 2S Small Round - General pyrography. Very fine detail on small, concave surfaces. Great for detailing sculpted feathers and for "burning for color".</p>	 <p>TH & HD 2SC only</p> <p># 2SC Small Round Shader General pyrography shading of smaller areas.</p>	 <p>F2XS only</p> <p>2XS Extra Small Round - Extremely tiny tight round tip (approx. 1/16" wide), useful for very small miniatures or where exceptionally fine detail is needed. Best used at lower heat settings - generally under "7". Unique to Razertip.</p>
 <p>TH & HD3 only</p> <p># 3 Lamellae Maker specialized pen for forming the lamellae, or tooth-like serrations on duck bills. Heavy-duty only.</p>	 <p>4L</p> <p># 4L Large flat skew for general detail work. Allows you to work more directly above your work than if using the 1L.</p>	 <p>4M</p> <p># 4M Medium Flat Skew for general detail work. Allows you to work more directly above your work than if using the 1M.</p>
 <p>4S</p> <p># 4S Small Flat Skew for general detail work. Allows you to work more directly above your work than if using the 1S.</p>	 <p>5L</p> <p># 5L Very large spear, sharp on both edges for detail work. Very useful for gourd work</p>	 <p>5M</p> <p># 5M Medium Spear - Popular for general pyrography, feather and hair detailing, and embellishing or decorating wood turnings.</p>
 <p>5S</p> <p># 5S Very small spear. Ideal for miniatures and very fine detail in pyrography. Unique to Razertip</p>	 <p>F5XS only</p> <p># 5XS World's smallest spear (approx. 1/16" wide). Ideal for super-miniatures as well as extremely fine detail in pyrography. Unique to Razertip. Best used at lower heat settings.</p>	
 <p>TH & HD 5MH only</p> <p># 5MH Wide Groove Medium Spear Very similar to our #5M, except sharpened with a more blunt angle for a wider groove and more strength. Popular with wood-turners.</p>	 <p>TH & HD 5MC only</p> <p># 5MC Medium Spear Quill Maker Great ambidextrous quill maker! Depresses wood beside feathers & quills. Large footprint for a wide ramp. Square edges assure smooth tracking.</p>	 <p>TH & HD 5SC only</p> <p># 5SC Small Spear Quill Maker Small version of the 5MC. Used in similar way, but for smaller or more delicate work. Unique to Razertip.</p>
 <p>F5X3 only</p> <p># 5X3 Special Spear - Same as the 5X2, only one inch longer for extra reach. Unique to Razertip.</p>	 <p>TH & HD 5MP only</p> <p># 5MP Medium Spear Shader Medium-sized Shader has a flat footprint for larger areas. Slightly rounded edges help the tip glide over your surface while shading.</p>	 <p>TH & HD 5MSP only</p> <p># 5MSP Medium/Small Spear Shader New For 2008! A mid-sized spear shader between the "medium" and "small".</p>
 <p>TH & HD 5SP only</p> <p># 5SP Small Spear Shader Small version of the 5MP. Used in similar way, but for shading smaller areas. Unique to Razertip.</p>	 <p>TH & HD 5SP-L only</p> <p># 5SP-L Small Long Spear Shader New For 2008! Similar to the #5SP(small) shader, but with a longer "nose".</p>	 <p>T & F 6LW only</p> <p># 6LW Large Wide Chisel General pyrography, long, straight lines and some shading. Can be bent (curved) for some "stamping" effects.</p>
 <p>6L</p> <p># 6L Large Chisel General pyrography, long, straight lines and some shading. Can be bent (curved) for some "stamping" effects.</p>	 <p>6M</p> <p># 6M Medium Chisel - General pyrography. Useful for detailing and shading. Sometimes used for "calligraphy" effect.</p>	
 <p>6S</p> <p># 6S Small Chisel - Useful for detailing where lines must be terminated at both ends. Also small shading, calligraphy, and general pyrography work.</p>	 <p>6SB</p> <p># 6SB Small Calligraphy Chisel Designed primarily for calligraphy, the 6SB's sharp edge is more bullet-nosed than knife-sharp so it's less likely to dig into the wood.</p>	 <p>F6XS only</p> <p># 6XS Extra Small Chisel World's smallest chisel tip (approx. 1/16" wide). Ideal for super-miniatures as well as extremely fine detail. Unique to Razertip. Best used at lower heat settings ("7" or under).</p>
 <p>TH & HD 6MC only</p> <p># 6MC Medium Chisel Shader Medium chisel-shaped shader for general purpose shading. Not sharp.</p>	 <p>TH & HD 6SC only</p> <p># 6SC Small Chisel Shader Small chisel-shaped shader. Not sharp.</p>	 <p>7L</p> <p># 7L Large Round Skew - General detail work. Great for fine detail on feathers, hair, or sculpted surfaces. Popular with more advanced bird and animal carvers.</p>
 <p>7M</p> <p># 7M Medium Round Skew Used in the same way as the 7L, but for work on somewhat smaller areas.</p>	 <p>7S</p> <p># 7S Small Round Skew Used much like the 7L and 7M. Great for extreme fine detail in confined areas or on very small pieces.</p>	 <p>F7XS Only</p> <p># 7XS Extra Small Round Skew World's smallest round skew tip (approx. 1/16" wide). Ideal for super-miniatures as well as extremely fine detail in pyrography. Unique to Razertip. Best used at lower heat settings ("7" or under).</p>
 <p>T & F 9G.17 only</p> <p># 9G.17 Gourd Cutter - Tempered tip is great for piercing/cutting gourds. Use at fairly high heat with a "sawing" action. Very popular with gourd artists.</p>	 <p>T & F 9S only</p> <p># 9S Small Writing Tip - Small (fine) writing pen, used much like a ball-point pen for writing, signing. Yields line approx. 1/32" wide, depending on heat setting and material being burned</p>	 <p>T & F 9P only</p> <p># 9P Small Writing Tip New For 2008! Similar to the #9S but with a more slender shoulder. Slightly more delicate than the #9S. Line width approx. 1/32".</p>
 <p>T & F 9XS only</p> <p># 9XS Extra Small Writing Tip Our smallest, finest writing tip. Ideal for very fine writing and super-miniatures as well as extremely fine detail (dots) in pyrography.</p>	 <p>T & F 10L only</p> <p># 10L Large General Pyrography Very versatile general pyrography pen. Uses include writing, shading, small scale marks, burnishing. Will burn 2 parallel lines approx. 1/16" apart.</p>	 <p>T & F 10R only</p> <p># 10R Regular General Pyrography. Used in the same way as the 10L. Shorter tip length makes the 10R a bit stronger to withstand more pressure when burning.</p>
 <p>F 11-2S only</p> <p># 11-2S Dual Line - Burns 2 fine, parallel lines approximately 1/32" apart. Speeds up fine detailing of hair and feathers. Unique to Razertip.</p>	 <p>F 11-8 only</p> <p># 11-8 Multi-Line - Burns 8 fine, parallel lines approximately 1/32" apart. Speeds up fine detailing of hair, feathers, grass, etc.. HD cord recommended.</p>	 <p>T & F 12L only</p> <p># 12L Large Curved Spear Curved spear allows you to reach into areas otherwise unreachable. The point overhangs the pen barrel, allowing the hot point to contact the surface even in very tight areas.</p>
 <p>T & F 12S only</p> <p># 12S Small Curved Spear - Very small curved spear allows you to reach into areas otherwise unreachable. The point overhangs the pen barrel, allowing the point to contact the surface even in tight areas.</p>	 <p>F 11-2L only</p> <p># 11-2L Dual Line - Large round dual line tip. Burns 2 parallel lines approximately 1/32" apart (can be spread slightly).</p>	 <p>F 11-2M only</p> <p># 11-2M Dual Line - Medium round dual-line tip. Burns 2 parallel lines approximately 1/32" apart (can be spread slightly).</p>

Pyrography Continued – Razertip Pens and Tips



F12XS only

#12XS Extra Small Curved Spear - This extremely small curved spear will let you burn in tiny confined areas. Less than 1/32" wide at the blade! Unique to Razertip. Lower heat recommended



13M

#13M Sharp Angle Medium Skew - Sharper angle than a standard skew. For general fine detailing of feathers and hair. **New For 2008!**



14L

#14L Large Knife - General detail in pyrography, gourds, hair, or feathers. Rounded heel is preferred by many artists.



14M

#14M Medium Knife - General detail in pyrography, gourds, hair, or feathers. Rounded heel is preferred by many artists.



14SM

#14SM Small/Medium Knife Slightly larger than the HD14S but smaller than the 14M, this special tip is popular with some Pyrographic artists.



14D

#14D Small Blunt Heel Knife Larger than the 14S. Has a sharp point and a blunt heel. Allows a gradual widening of line, depending on the angle used. **New For 2008!**



14S

#14S Small Knife - Popular for general pyrography. This tip is used extensively in Cheryl Dow's pyrography books.



F 14XS only

#14XS Extra Small Knife Extra small knife shape for extremely fine general work. Unique to Razertip®

New For 2008!



15L

#15L Small Long Skew Right-handed. Original style quill maker, still preferred by some artists.



15LH

#15LH Large Skew Shader Left-handed version of the 15L.



15 BKG

#15LBG Large Skew Shader Right-handed. Similar to the 15L, this tip had a bend further up the shaft. It's the style of quill maker preferred by Bob Guge.



15 LHBG

#15LHBG Large Skew Shader Left-handed version of the 15BG.



15SBG

#15SBG Small Skew Shader **New For 2008!** Small "Guge" style quill making tip for smaller birds or smaller feathers.



15SHBG

#15SHBG Small Skew Shader **New For 2008!** Left-handed version of the 15SBG



TH & HD 16L only

#16L Large 45 Degree Shader A very versatile tip for general shading in pyrography. Shown in Cheryl Dow's books.



TH & HD 16M only

#16M Medium 45 Degree Shader A slightly smaller version of the 16L. Useful for shading smaller areas



TH & HD 16S only

#16S Small 45 Degree Shader The smallest of the #16 series is useful for precise shading of small areas



17L

#17L Large Coarse Detail This tip gives a nice wide burn - up to 3 times wider than our fine tips. Great for hair or for coarser feather textures.



17M

#17M Medium Coarse Detail Medium-sized version of the 17L. Useful for smaller projects like songbirds or smaller mammal carvings.



17S

#17S Small Coarse Detail Small version of the 17L/17M. Useful for miniature birds or very small mammal carvings. Also works well on tagua nuts.



XL

L

M

S

XS

18XL, 18L, 18M, F & T 18S, F & T 18XS

#18 Multi-use Series

The #18 tips, all unique to Razertip, are probably the most versatile tips in the history of pyrography. They can all be used for fine feather and hair detail, "carving" feathers and quills. They can also be used for scaling, shading, and calligraphy. They are the only pen that can simulate "stoning" effects as well as "rippling" on feathers. Their unique shape makes them very tough and durable. They are available in 5 sizes - from extra-small to extra-large. Medium and large are the most popular. The small version is very useful for smaller songbirds around the size of a chick. The extra-small version is great for miniatures and fine detail work.



TH & HD 30M only

#30M Medium Spoon Shader - Has a spoon-shaped tip. Great for shading and general pyrography work. The bottom of the spoon can be used to form round dimples in the work surface



TH & HD 30S only

#30S Small Spoon Shader - The #30 pens are also great for working with jeweler's or sculptor's wax. A very versatile general purpose pen. The Medium (HD30M) is the more popular of the two pens.



TH & HD 32M only

#32M Akers Point Used primarily for working with jeweler's and sculptor's wax. Not sharp.



F 35S only

#35S Keith Mueller Split Maker - Designed by world-champion Keith Mueller for putting tiny, subtle splits into feathers. Exclusive to Razertip!



Razertip make a large variety of specialty tips and pens too numerous to show here, if you are looking for a specialty pen for stamping, wax work etc please call, we would be pleased to send you a complete list.



Tip Sets for BPH Pens

Set 5BC



Our 5 smallest tips. The SET5 is perfect for burning detail on ultra-mini pieces. Made to fit our BPH handpiece. The set includes a 1S small skew tip, 2S small round tip, 5S small spear tip, 6S small chisel tip and a 7S small round skew.

Set 8



Over the years, we've found these 8 tips to be the most popular bird carver's tips. The SET8 allows you to burn everything from small detail to signing your name. Includes a #1S small skew, 2M medium round, 4M medium flat skew, 5M medium spear, 6M medium chisel, 7L large round skew, 8 burnishing tip and a 9 writing tip. A very versatile set.

Set 5PG



Pyrography 5 Tip Set

Contains #TH30M Shader, #T9 Writer, #T2S Small Round, #T5S Small Spear, & #T73.07 Transfer/Shader. Use with #BPH interchangeable-tip pen.

New for 2008!


Set 5GD




Gourd Artist 5 Tip Set

Contains #T9G17 Gourd Cutter, #T99.015 1/16" Ball writer, #TH1S Small Skew, #TH1S-L Long Small Skew Cutter, #TH5MSP Shader. Use with #BPH.

New for 2008!



99X5 Set



99X10 Set

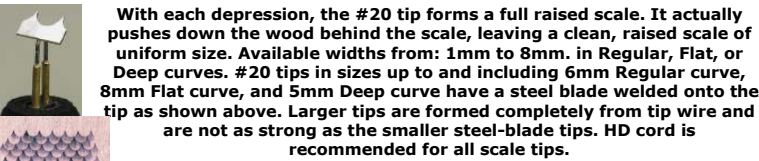
Ball Tip Sets

Two "ball" tip sets. The small set of 5 includes 0.8mm(1/32"); 1.2mm(3/64"); 1.5mm(1/16"); 2.0mm(5/64"); and 2.3mm(3/32") tips. The larger set includes all 10 tips; the 5 above plus 0.4mm(1/64"); 3.0mm(1/8"); 3.9mm(5/32"); 4.7mm(3/16"); and 5.5mm(7/32") tips. Use with #BPH interchangeable-tip pen.

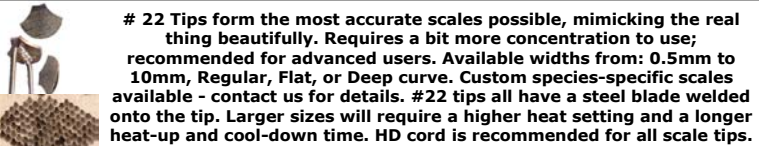


Scale-making Tips

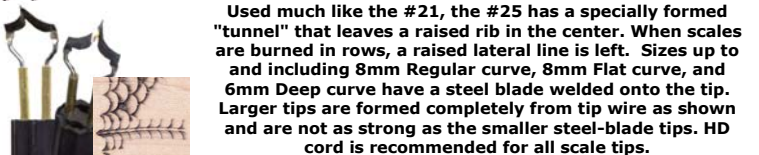
The most comprehensive selection of scale tips for fish and reptile carvers in the world! We are sure to have the right scale maker for you. Different artists have different needs and different ways of forming scales. Because of this, we have a broad selection of scale tips in 7 different series. One is sure to be just right for you. All scale tips are available as interchangeable tips to fit either the new #BPH Binding-post handpiece or the original #ITH Interchangeable-tip handpiece (except the #23S), or they can be purchased as fixed-tip pens. Many of Razertip's scale tips use laser-welding technology, resulting in a more uniform, durable tip than ever before possible.



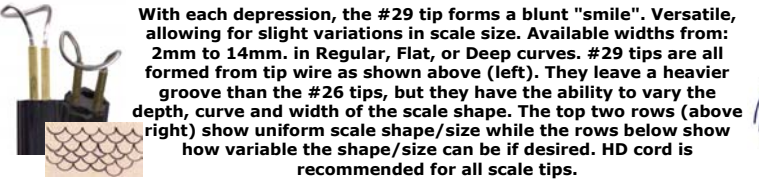
With each depression, the #20 tip forms a full raised scale. It actually pushes down the wood behind the scale, leaving a clean, raised scale of uniform size. Available widths from: 1mm to 8mm. In Regular, Flat, or Deep curves. #20 tips in sizes up to and including 6mm Regular curve, 8mm Flat curve, and 5mm Deep curve have a steel blade welded onto the tip as shown above. Larger tips are formed completely from tip wire and are not as strong as the smaller steel-blade tips. HD cord is recommended for all scale tips.



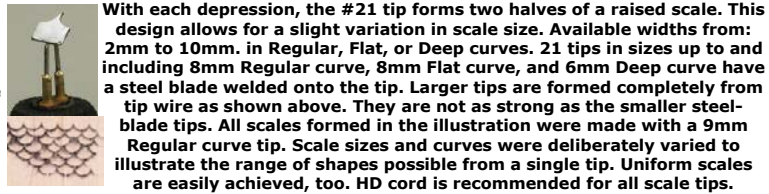
#22 Tips form the most accurate scales possible, mimicking the real thing beautifully. Requires a bit more concentration to use; recommended for advanced users. Available widths from: 0.5mm to 10mm, Regular, Flat, or Deep curve. Custom species-specific scales available - contact us for details. #22 tips all have a steel blade welded onto the tip. Larger sizes will require a higher heat setting and a longer heat-up and cool-down time. HD cord is recommended for all scale tips.



Used much like the #21, the #25 has a specially formed "tunnel" that leaves a raised rib in the center. When scales are burned in rows, a raised lateral line is left. Sizes up to and including 8mm Regular curve, 8mm Flat curve, and 6mm Deep curve have a steel blade welded onto the tip. Larger tips are formed completely from tip wire as shown and are not as strong as the smaller steel-blade tips. HD cord is recommended for all scale tips.



With each depression, the #29 tip forms a blunt "smile". Versatile, allowing for slight variations in scale size. Available widths from: 2mm to 14mm. In Regular, Flat, or Deep curves. #29 tips are all formed from tip wire as shown above (left). They leave a heavier groove than the #26 tips, but they have the ability to vary the depth, curve and width of the scale shape. The top two rows (above right) show uniform scale shape/size while the rows below show how variable the shape/size can be if desired. HD cord is recommended for all scale tips.

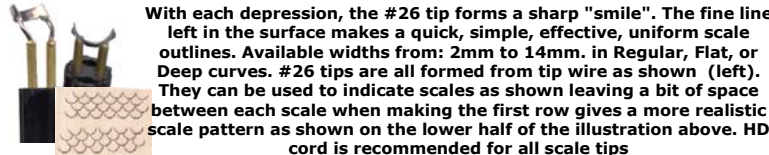


With each depression, the #21 tip forms two halves of a raised scale. This design allows for a slight variation in scale size. Available widths from: 2mm to 10mm. In Regular, Flat, or Deep curves. 21 tips in sizes up to and including 8mm Regular curve, 8mm Flat curve, and 6mm Deep curve have a steel blade welded onto the tip. Larger tips are formed completely from tip wire as shown above. They are not as strong as the smaller steel-blade tips. All scales formed in the illustration were made with a 9mm Regular curve tip. Scale sizes and curves were deliberately varied to illustrate the range of shapes possible from a single tip. Uniform scales are easily achieved, too. HD cord is recommended for all scale tips.



#23 tip was Designed by world-champion fish carver Clark Schreibeis and built exclusively by Razertip! Clark's tip is more of a "freehand" scale maker, allowing you to form raised scales of any size or shape. It takes a bit of practice to get the hang of this tip, but it is definitely the most versatile scaler you can get.

#TH23S tip fits BPH the pen. (will not fit the older #ITH pen).



With each depression, the #26 tip forms a sharp "smile". The fine line left in the surface makes a quick, simple, effective, uniform scale outlines. Available widths from: 2mm to 14mm. In Regular, Flat, or Deep curves. #26 tips are all formed from tip wire as shown (left). They can be used to indicate scales as shown leaving a bit of space between each scale when making the first row gives a more realistic scale pattern as shown on the lower half of the illustration above. HD cord is recommended for all scale tips



Special shapes, sizes and styles. Over the years we have made special scale tips for reptiles, snakes and fantasy creatures like dragons. Supply us with a drawing of the scale you want and we'll have just the right tip made for you - at the same price as a similar "in-stock" tip. Most custom tips can be supplied as either fixed-tips or interchangeable tips.



#1 Cord - (standard cord) One male connector on each end. Supplied with Razertip burners. Also allows use of Razertip pens on most other burners (except Detail Master). Available in "FL" or "HD". 1M (39") Long.



#2 Cord - One Male, one female. Allow you to use other pens (Detailer, Nibs, Optima) on a Razertip power supply. Can also be used as an extension cord on the #1 cords. Available in "FL" or "HD". 1M (39") Long.




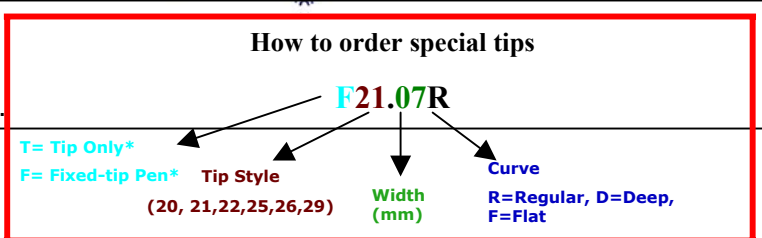
#3 Cord - One male, one 1/4" phone plug. Allows you to use Razertip pens on power supplies that have a 1/4" phone plug connection (Detail Master, etc.) Available in "FL" or "HD". 1M (39") Long



#4 Cord - Allows you to use Razertip pens on power supplies that have two "U" connectors (Detailer). Must be attached to box with screws. Available in "FL" or "HD". 1M (39") Long.



#5 Cord - Allows you to use Razertip pens on power supplies that have two banana connectors. Not available in HD. 1M (39") Long.



AD-1 adapts Optima, Colwood or Nibs pens to a Razertip CORD1.



AD-3 adapts a Razertip cord to a burner using a 1/4" phone jack (Detail Master)



Handpiece clip with adhesive back
Item #CLIP



Another Razertip exclusive! This ingenious tool will remove carbon buildup from most sharp Razertip tips quickly and easily. One hand operation; works without turning off power. Prolongs tip life, too (compared to using abrasives).



Coloured ID Rings for Razertip Pens

What a great idea! Several of our customers have suggested that we provide a simple way for them to quickly tell one pen from the other without having to pick it up and look carefully at the tip. These "O"-rings are the solution. Sold in a set of 24 (3 each of 8 colours), they can be rolled onto the pen body (just behind the grip is a good place) in any combination to quickly ID different pens by the ring colours. For example, I have a red ring on my #15 pen and a white ring on my #75 pen. Also helpful to distinguish your pens from others in classes or workshops. They are re-usable and will fit standard or HD pens.

24 rings, 3 ea. black, blue, green, orange, purple, red, white, yellow. #RINGSET24



WOODBURNING & APRONS

BURNMASTER HAWK - 1 PORT



BURNMASTERTM WOOD BURNER By Mastercarver® High-performance tools!TM Imagine a top quality wood burning system that accepts any handpiece regardless of manufacturer, has up to 130 watts of power & costs less than \$100! It's not a dream, it's the Burnmaster! The advanced design of the amazing Burnmaster is so superior it's revolutionary! Unlike others, it accepts all major handpiece systems! So instead of being forced to use just one handpiece brand or buying adapters, you can chose & use virtually any handpiece. The Burnmaster accepts wood burning handpieces by Leisure Time Prod. (Detail Master), Colwood (Detailer), SMC / P.J.L. (Optima), Nibs, Navesink, Razertip & others with similar connections. Burnmaster controllers feature, pro quality components, precise variable power supply (130 watts max.), custom designed circuitry, reset / fuse protection, all metal housing (3.5" x 4.75" x 8.5"), non-slip rubber feet, 6' power cord, manual & 3-year warranty! Weight: 4.5 lbs. Compare, quality, features & value, you'll prefer Burnmaster or your money back! Note: Burnmaster Hawk has same power and features as Eagle model except it has only 1 each of port, cord / adapter set and handpiece holder. Handpieces not included, we recommend Detail Master brand handpieces. Uses standard 110-130 volt North American power. 499001 Burnmaster Hawk-1 port

BURNMASTER EAGLE - 2 PORT



BURNMASTERTM WOOD BURNER By Mastercarver® High-performance tools!TM Imagine a top quality wood burning system that accepts two of any handpiece regardless of manufacturer, has up to 130 watts of power! It's not a dream, it's the Burnmaster! The advanced design of the amazing Burnmaster is so superior it's revolutionary! Unlike others, it accepts all major handpiece systems! So instead of being forced to use just one handpiece brand or buying adapters, you can chose & use virtually any handpiece. The Burnmaster accepts wood burning handpieces by Leisure Time Prod. (Detail Master), Colwood (Detailer), SMC / P.J.L. (Optima), Nibs, Navesink, Razertip & others with similar connections. Burnmaster controllers feature, pro quality components, precise variable power supply (130 watts max.), custom designed circuitry, reset / fuse protection, all metal housing (3.5" x 4.75" x 8.5"), non-slip rubber feet, 6' power cord, manual & 3-year warranty! Weight: 4.5 lbs. Compare, quality, features & value, you'll prefer Burnmaster or your money back! Burnmaster Eagle features 130 watts maximum & includes, 2 selectable handpiece power ports, 2 universal handpiece power cord / adapter sets & 2 handpiece holders. Handpieces not included, we recommend Detail Master brand handpieces. Uses standard 110-130 volt North American power. Note: We also offer international 220-230 Volt models. 499002 Burnmaster Eagle-2 ports

COMBO GRINDER/BURNER



MASTERCARVER® COMBO Grinder & Burner. Create detail with one compact, superior, dual function system! It combines a 0-50,000 rpm variable speed Micro-Pro™ grinder and Burnmaster® adjustable wood burning power supply (130 watt transformer max.). No other dual unit offers these advantages: 0-50,000 RPM top speed, forward / reverse switch, 4.75" narrow footprint metal case with built-in handpiece / pen holders, reset / fuse protection plus patch cord and adapter kit to accept any major brand of wood burning pen (Colwood (Detailer), SMC/PJL, (Optima), Nibs, Navesink, Razertip & similar). Note: Also accepts Detail Master pens. Includes Micro-Pro grinder handpiece, 1/8" & 3/32" collets. Case 4.75" x 3.75" x 8.5". 1-year warranty. Wood burning pens sold separately. Another industry leading product from Mastercarver® High-performance tools!TM . Note for extra convenience we recommend our optional on/off foot pedal 498001. 499004 Combo Grinder / Burner

ON/OFF FOOT SWITCH



ON / OFF FOOT SWITCH - Simply plug an electric device into the receptacle end of the plug, & switch power on or off, hands-free! For added safety, power is only on when pressure is applied to foot pedal, power shuts off when foot pressure is removed. Great for Power tools, dust collectors, scroll saws & countless other uses! Rugged metal housing, 110-125V, 7-Amp max., UL 6' power cord. 498001 On/Off Switch

Kuny's Solid Leather Aprons

Heavy Duty and Durable these fine quality leather aprons not only help keep your clothes clean in the shop but also provide a first line of defense against serious cuts. Either length covers the "most essential" body parts but many prefer the longer over the knee type. They cost a bit but you really should wear one whether knife carving or grinding. Both have a pad and pencil pocket at the top and cast metal clasps on the straps **Made in Canada.**



AP601 - Leather Apron - Bib Style.
 Made of durable split leather.
 Adjustable neck and waist straps.
 Handy bib pocket.

Overall size 21"x22" (53.34cm x 55.88cm).
 Additional sizes available upon request.



AP603 - Leather Apron - Bib and Knee Length.
 Made in Canada from Select Hide.
 Made of durable split leather.
 Adjustable neck, waist and leg straps.
 A real clothes saver!

Overall size 21"x39" (53.34cm x 99.06cm).

Detail Master Burning Systems

by
Leisure Time Products, Inc.



Standard Handpiece



Vented Handpiece

The burning pen handpieces made by Leisure Time Products, Inc. are unquestionably state-of-the-art. This means you will find no other handpieces that can match our longevity, corrosion resistance and performance. If used and cared for properly, these pens will last for years. Abuse (such as over-sharpening) will shorten the life of the pen. Please read the instructions carefully when you receive the pen. Our pens are tested 100% for continuity, hot spots and heat concentration. At the factory, we put a ground edge on the blade pens, but you may sharpen them to your liking.



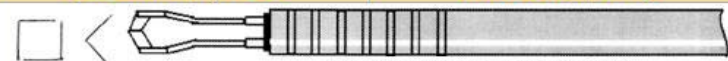
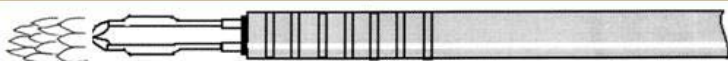

The burning pen handpieces made by Leisure Time Products, Inc. are unquestionably state-of-the-art. This means you will find no other handpieces that can match our longevity, corrosion resistance and performance. If used and cared for properly, these pens will last for years. Abuse (such as over-sharpening) will shorten the life of the pen. Please read the instructions carefully when you receive the pen. Our pens are tested 100% for continuity, hot spots and heat concentration. At the factory, we put a ground edge on the blade pens, but you may sharpen them to your liking.






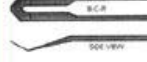


























Handles are available in standard or vented versions. Leisure Time Products patented the "Vented" pen in 1989, for use by people with sensitive hands. The vented, fixed tip pen has holes at both ends and several side holes to allow the residual heat to escape. The movement generated from use of the pen also helps to dissipate the heat.

Note: Pens are available in either replaceable tips or fixed tips. The fixed tips come with a handpiece, cord and jack plug assembly.

We also make special pens to your specification. If you would like a special pen, please send us a sketch and we will try to make it for you. *Special pens have a special price.* When you submit a sketch, please keep in mind that the tip will be made from wire and must have two legs for electrical connection.

New Special Pen Tips (Fixed-tip only)

	
SPECIAL PEN TIP: HEAVY DUTY SKEWER 20-A (replaces Tip 5-A Heavy)	
Standard w/Tip 20-A	Vented w/Tip 20-A
	
SPECIAL PEN TIP: POINTILLISM & FINE LINE 20-B	
Standard w/Tip 20-B	Vented w/Tip 20-B
	
SPECIAL "V" BRANDING TIP 20-C	
Standard w/Tip 20-C	Vented w/Tip 20-C
	
SPECIAL SNAKE BRANDING TIP 20-D	
Standard w/Tip 20-D	Vented w/Tip 20-D
	
SPECIAL PARALLEL LINE TIP 30-A	
Standard w/Tip 30-A	Vented w/Tip 30-A

	Std w/Tip 1-A Vented w/Tip 1-A		Std w/Tip 8-A Vented w/Tip 8-A
	Std w/Tip 1-B Vented w/Tip 1-B		Std w/Tip 8-B Vented w/Tip 8-B
	Std w/Tip 1-C Vented w/Tip 1-C		Std w/Tip 8-C Vented w/Tip 8-C
	Std w/Tip 2-A Vented w/Tip 2-A		Std w/Tip 9-A * Vented w/Tip 9-A
	Std w/Tip 2-B Vented w/Tip 2-B		Std w/Tip 9-B * Vented w/Tip 9-B
	Std w/Tip 2-C Vented w/Tip 2-C		Std w/Tip 9-C * Vented w/Tip 9-C
	Std w/Tip 2-D Vented w/Tip 2-D		Std w/Tip 9-D * Vented w/Tip 9-D
	Std w/Tip 3-A Vented w/Tip 3-A		Std w/Tip 9-E * Vented w/Tip 9-E
	Std w/Tip 4-A Vented w/Tip 4-A		Std w/Tip 9-F * Vented w/Tip 9-F
	Std w/Tip 4-C Vented w/Tip 4-C		Std w/Tip 10-A Vented w/Tip 10-A
	Std w/Tip 5-A Vented w/Tip 5-A		Std w/Tip 10-B Vented w/Tip 10-B
	Std w/Tip 6-A Vented w/Tip 6-A		Std w/Tip 10-C Vented w/Tip 10-C
	Std w/Tip 6-B Vented w/Tip 6-B		Std w/Tip 11-A Vented w/Tip 11-A
	Std w/Tip 7-A Vented w/Tip 7-A		Std w/Tip 3-AXL (X-Long) Vented w/Tip 3-AXL
	Std w/Tip 7-B Vented w/Tip 7-B		Std w/Tip 5-AXL (X-Long) Vented w/Tip 5-AXL
	Std w/Tip 7-C Vented w/Tip 7-C		Std w/Tip 10-AXL (X-Long) Vented w/Tip 10-AXL

Tips and Tricks

•In burning fish and reptile scales, use a pen that allows you to see what you are doing. Some pens cover the scales you are burning, making it difficult to see where to place the pen for the next scale.

COLWOOD WOODBURNERS AND PENS



The Cub is Colwood' s most economical unit. The Cub's handpiece cord is connected differently than the other three units. The handpiece cord is attached directly inside the control unit. Like all the other control units, it carries a two year warranty on parts and labor and accommodates both Fixed Tip and Replaceable Tip style handpieces. The handpiece cord carries a 90 day warranty.

Features

The smallest and most economical of Colwood' s line.

Compact and handy for travel.

Pilot light

On/off switch incorporated into the dial

Cable clamp which allows carver to suspend the unit over the work area

One ultra-flex handpiece cord (18 gauge)

*TIPS AND PENS SOLD
SEPERATELY*



The Detailer is Colwood' s original unit and our biggest seller. The control unit carries a two year warranty; the handpiece cord carries a 90 day warranty. The Detailer, like all of Colwood' s units, accommodates both Fixed Tip and Replaceable Tip style pens.

Standard Features:

Heavy Duty Cord (16 gauge)

Separate lighted on/off switch

Terminal barrier for easy replacement of handpiece cords

Clip for mounting handpieces

Tabletop model

Excellent unit for use with Stamp Art

*ALL BURNERS ARE AVAILABLE
IN 240 VOLT FOR
INTERNATIONAL USE*

"GALAXY"



Award winning wildlife art is burned lightly and consistently. The burn should be a nice "toast-like" hue. Charred wood is usually the sign of a coarse burn lacking fine detail. Therefore, the successful artist requires a tool that provides steady power in order to produce a burn that does not fade or become too dark. The Galaxy's digital display and unique circuitry that compensates for fluctuations in line voltage promote this process.

Standard Features

Digital Display (nominal range 0-550)

55 distinct temperature settings

Circuitry that compensates for fluctuations in line voltage

3 pronged AC cord and built-in fuse

Precise, solid state temperature controller

One ultra-flex handpiece cord (18 gauge)

Separate on/off switch

Terminal barrier for easy replacement of handpiece cords

Clip for mounting handpieces

4 year warranty (handpiece cord carries a 90 day warranty)



The Olympiad is Colwood' s most powerful unit. Pictured with the Olympiad is the "Hot Knife", which is sold separately and is used when you need that extra amount of heat. The "Hot Knife" is great for heavy insertion work and is used by woodworkers and bird carvers alike. Like all of Colwood' s control units, The Olympiad carries a two year warranty.

Features

Widest heat range of all our units.

Lighted on/off switch

Precise solid state temperature controller

One Ultra-flex handpiece cord

Hot Knife (pictured) optional

Great for heavy insertion work

Ideal for gourd artists, bird carvers, woodworkers, and plaque and sign makers

Tips and handpieces sold separately

This unit is available by special order only at this time.

Colwood Continued



The Super Pro is Colwood's most versatile unit and features a wider heat range and is more powerful than the Detailer and Cub models. The control unit carries a two year warranty; the handpiece cords carry a 90 day warranty.

Comparable in wattage to the Detail Master Excalibre.

Features

- Front panel switch allows carver to have two different tip styles set up and ready to use
- Two handpiece clips for mounting handpieces
- Two terminal barriers for easy replacement of handpiece cords
- Separate, lighted on/off switch
- Highly visible, slanted front panel
- One Ultra-Flex handpiece cord (18 gauge)
- One Heavy Duty handpiece cord (16 gauge)
- Tips and handpieces sold separately
- Excellent choice for gourd burning



The Colwood Renaissance is a woodcraftsmen's work station comprised of a Woodburning system and high speed grinding and texturing system all in one unit. The Woodburning system and grinding system are operationally independent with separate on-off switches and can be used by two operators simultaneously if desired. The Renaissance's compact and multifunctional design (7 1/2"L x 5 1/4"W x 3 1/2" H) provides the carver with greater available work space. *(more information available on request)*

(This Unit is available by special order only. Please allow 2-3 weeks for delivery.)



The Colwood Craft Burner is a great option for someone who is just starting out in Woodburning and doesn't know if they will continue to a more serious level. This unit produces plenty of heat and is priced to sell.

This unit has one solid point general purpose tip and does not include a temperature control.

Important: The Craft Burner is not compatible with any of the Colwood RT or FT tip styles. Replacement tips are available by special order only.



This Tip Package contains 19 different tip designs and styles. Typically used for shading, drawing, stamping, transferring, stamping and writing on wood and leather.

IMPORTANT: These tips can only be used with the Colwood Craft Burner. Special Order Only

Branding Irons



Two Models available, Self heating – SP80 or Flame Heated, Please specify when ordering

Woodchips now offers the finest branding irons on the market. We can customize any of the designs for you or you can submit your unique artwork to us for a one-of-a-kind brand that will be a lasting tribute to your creativity and workmanship.

Our branding and marking tools make wonderful gifts for the hobbyist wood- or leather worker, for the barbecue aficionado, and for crafters working in wood, leather, plastic, soap, and wax, sand, and cement. These items even make great gifts for bosses, co-workers, and fellow club members. Our branding and marking tools make beautiful impressions or brands in various materials, and the brands themselves make beautiful and durable keepsakes.

We can customize one of our 'Handcrafted by' irons, create a fireplace poker with your family initials, or make a steak brander for the household that likes to entertain.



Additional Ultra Flex Cord. This cord is an 18 gauge cord that is the stock cord on all our units and is appropriate for most forms of pyrography. Item No: 0750



Detail Master Adapter Cord. This cord is made from 18 gauge wire and is for individuals who have a Detail Master woodburner, but would like to use Colwood handpieces and tips. Item No: 0850



Heavy Duty Cord (16awg) This cord is recommended for Gourd Artists or anyone who works on harder woods with more grain. Item No: 0801



High Power Cord (14awg) Item No: 0802

Colwood Pens and Tips

All Colwood Tips are available in either Fixed Tip or Replaceable Tip Models, specify FT or RT when ordering!



Replaceable Tip HANDLE
(necessary for Replaceable
Tips) Item No: 0500



Our New and Improved
Circle tips allow the
complete burning of the
circle, all 360 degrees in
one imprint. Now available
in 4 four diameters: .071",
.100", .189", .240" (R100)



Our New and Improved
Circle tips allow the
complete burning of the
circle, all 360 degrees in
one imprint. Now available
in 4 four diameters: .071",
.100", .189", .240" (R189)



Our New and Improved
Circle tips allow the
complete burning of the
circle, all 360 degrees in
one imprint. Now available
in 4 four diameters: .071",
.100", .189", .240" (R240)




Our New and Improved
Circle tips allow the
complete burning of the
circle, all 360 degrees in
one imprint. Now available
in 4 four diameters: .071",
.100", .189", .240" (R071)



The Needle Point tip is the
newest of the Colwood line.
Similar to a sewing needle it
allows the artist to burn the
finest of lines and dots for
pointillism. (0023N)



RT-A (1/4") Round Tip. This
tip is the largest of the
rounded tips an is used for
concaved areas, such as
under the neck and where
the leg joins the body. This
tip style will follow
concaved surfaces without
digging into the wood.



RT-B (1/4") Large Point.
The largest of the straight
point tips used for doing
straight lines. Available
sharpened or un-sharpened,
please specify.



Replaceable Tip-Bob Guge.
Used for outlining
feathers.



**RT-BR (1/4") Rounded
Heel.** The rounded heel
prevents gouging on
concave work areas of the
carving.




**RT-Bushing without tip
wire.** To be used with RT
Handle (#0500) and 6" Tip
Wire (#3000).



**6" STRAIGHT TIP WIRE
FOR MAKING YOUR OWN
TIPS. RW-3000**



RT-C (.076") Writing. A
writing tip used to sign
your work. Also used for
burning plaques and
designs on wood.



















**RT-C1 Calligraphy Small -
great for shading and
highlighting.**



**RT-C1 Calligraphy Small -
great for shading and
highlighting.**



RT-D (3/16") Small Round.

	RT-DA (3/16") Double Line Round.		RT-DG (3/16") Double Line Point.
	RT-E (1/4") Spade. Symmetrical shape; sharpened on both sides.		RT-F (3/16") Spear.
	RT-FSL (large 1/4") Fish Scale. Designed to burn fish scales.		RT-FSM (Medium 3/16") Fish Scale. Designed to burn fish scales.
	RT-FSS (Small 1/8") Fish Scale. Designed to burn fish scales.		RT-G (3/16") Small Point.
	RT-GR (3/16") Rounded Heel; the rounded heel prevents gouging on concave work areas.		RT-H (3/16") Heavy Point; same style as G but with heavier gauge wire.
	RT-HR (3/16") Rounded Heel; the rounded heel prevents gouging on concave work areas.		RT-J (1/8") Tight Round.
	RT-K (5/32") 1/2 Small Point.		RT-KR (5/32") Rounded Heel; the rounded heel prevents gouging when working on concave areas.
	RT-LE (3/32" x 1 3/8") Small Long E.		RT-LM (3/32" x 1 3/8") Long M.

All Colwood Replaceable Tips Can Be Ordered Polished by "Special Order"




RT-M (3/32") Micro.



RT-MICRO C (.03) Micro Writing- Similar to a fine ballpoint pen. Each tip is individually ground and polished. This micro writing tip is used for extremely fine writing, raising a duck bill's nostrils, indenting around a duck bill nail, carving wrinkles, on birds and fish, modeling around eyes, modeling bird feet, finishing the center shaft of feathers, and signing



RT-MR (3/32") Rounded Heel; the rounded heel prevents gouging your work on concave areas.




RT-PS (1/8" x 1 3/8") Primary Short.




RT-S (3/16") Shading.



RT-SQ (3/32") Square.



RT-Quill Tip; for outlining feather and shading.




RT-Spoon Shader



RT - M 45 Bent

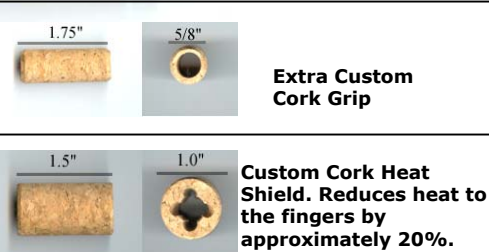
Angled tips make highlighting and shading easier because you do not have to place your hand in an unnatural position.



RT-F Bent 45 Degrees

RT-J Bent 45 Degrees.

Other Tips are available in Bent both 45 and 90 degree - Call




Extra Custom Cork Grip

Custom Cork Heat Shield. Reduces heat to the fingers by approximately 20%.




For those of you who prefer the look and feel of foam, we now offer foam grips for all the FT Handpieces and RT Handles.



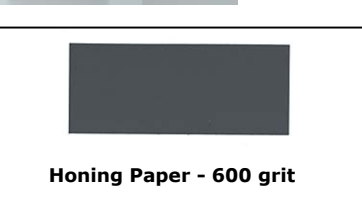
Graphite Paper 18" x 24" (3100)



EZ Tip Puller (0155)



Handpiece Clip (0100)



Honing Paper - 600 grit



Colwood Cleaning Cloth (for tips)



Carrying Case (Contents of case shown not included) Made from rugged high density polyethylene (4 1/2"h x 13 1/2"l x 10 13/16"w) "Special Order Only"































































Tech 2000 Handpiece for Renaissance
35,000 RPM handpiece Improved front nose with 2 heavy duty front bearings Improved dust seal protection Improved spindle balancing Improved cooling fan and air flow Twist type chuck release Improved plastic grip Easy 3/32 chuck and optional chucks in 1/16", 3mm, or 1/8" (2016) " Special order")



Wood Carrying Case - Our new wood carrying case has room for one control unit, a tip rack for 11 RT tips in their containers, and an extra compartment under a removable tray for accessories. "Special Order Only"

Jo Sonja's Paints

 <u>Quin Red Violet - JJ611</u> 2 1/2 oz. Tube	 <u>Carbon Black - JJ011</u> 2 1/2 oz. Tube	 <u>Rose Pink - JJ037</u> 2 1/2 oz. Tube	 <u>Dioxazine Purple - JJ014</u> 2 1/2 oz. Tube
 <u>Purple Madder - JJ610</u> 2 1/2 oz. Tube	 <u>Burgundy - JJ005</u> 2 1/2 oz. Tube	 <u>Cadmium Scarlet - JJ008</u> 2 1/2 oz.	 <u>Prussian Blue Hue - JJ030</u> 2 1/2 oz. Tube
 <u>Blue Violet - JJ609</u> 2 1/2 oz. Tube	 <u>Norwegian Orange - JJ025</u> 2 1/2 oz. Tube	 <u>Brilliant Violet - JJ595</u> 2 1/2 oz. Tube	 <u>Amethyst - JJ001</u> 2 1/2 oz. Tube
 <u>Antique Green - JJ592</u> 2 1/2 oz. Tube	 <u>Warm White - JJ047</u> 2 1/2 oz. Tube	 <u>Paynes Grey - JJ031</u> 2 1/2 oz. Tube	 <u>Ultramarine Blue Deep - JJ044</u> 2 1/2 oz. Tube
 <u>Titanium White - JJ048</u> 2 1/2 oz. Tube	 <u>Indian Yellow - JJ609</u> 2 1/2 oz. Tube	 <u>Naphthol Crimson - JJ022</u> 2 1/2 oz. Tube	 <u>Smoked Pearl - JJ039</u> 2 1/2 oz. Tube
 <u>Green Oxide - JJ018</u> 2 1/2 oz. Tube	 <u>Raw Sienna - JJ034</u> 2 1/2 oz. Tube	 <u>Jade - JJ020</u> 2 1/2 oz. Tube	 <u>Sap Green - JJ612</u> 2 1/2 oz. Tube
 <u>Celadon - JJ596</u> 2 1/2 oz. Tube	 <u>Burnt Sienna - JJ006</u> 2 1/2 oz. Tube	 <u>Fawn - JJ015</u> 2 1/2 oz. Tube	 <u>Phthalo Blue - JJ032</u> 2 1/2 oz. Tube
 <u>Orange - JJ700</u> 2 1/2 oz. Tube	 <u>Pine Green - JJ027</u> 2 1/2 oz. Tube	 <u>Cadmium Yellow Light - JJ009</u> 2 1/2 oz. Tube	 <u>Perm Alizarine - JJ602</u> 2 1/2 oz. Tube
 <u>Yellow Deep - JJ593</u> 2.5 oz Tube	 <u>Yellow Light - JJ049</u> 2 1/2 oz. Tube	 <u>Brown Earth - JJ004</u> 2 1/2 oz. Tube	 <u>Yellow Green - JJ697</u> 2 1/2 oz. Tube
 <u>Olive Green - JJ600</u> 2 1/2 oz. Tube	 <u>Trans. Magenta - JJ042</u> 2 1/2 oz. Tube	 <u>Ultramarine Blue - JJ045</u> 2 1/2 oz. Tube	 <u>Naphthol Red Light - JJ023</u> 2 1/2 oz. Tube
 <u>Storm Blue - JJ040</u> 2 1/2 oz. Tube	 <u>Hookers Green - JJ608</u> 2 1/2 oz. Tube	 <u>Turners Yellow - JJ043</u> 2 1/2 oz. Tube	 <u>Moss Green - JJ021</u> 2 1/2 oz. Tube
 <u>Raw Umber - JJ035</u> 2 1/2 oz. Tube	 <u>Cobalt Blue - JJ012</u> 2 1/2 oz. Tube	 <u>Sapphire - JJ038</u> 2 1/2 oz. Tube	 <u>French Blue - JJ016</u> 2 1/2 oz. Tube
 <u>Burnt Umber - JJ007</u> 2 1/2 oz. Tube	 <u>Aqua - JJ002</u> 2 1/2 oz. Tube	 <u>Phthalo Green - JJ033</u> 2 1/2 oz. Tube	 <u>Cadmium Yellow Mid - JJ010</u> 2 1/2 oz. Tube
 <u>Plum Pink - JJ028</u> 2 1/2 oz. Tube	 <u>Brilliant Green - JJ003</u> 2 1/2 oz. Tube	 <u>Brown Madder - JJ606</u> 2 1/2 oz. Tube	 <u>Yellow Orange - JJ698</u> 2 1/2 oz. Tube
 <u>Yellow Oxide - JJ050</u> 2 1/2 oz. Tube	 <u>Opal - JJ026</u> 2 1/2 oz. Tube	 <u>Green Light - JJ597</u> 2 1/2 oz. Tube	 <u>Vermillion - JJ046</u> 2 1/2 oz. Tube

Jo Sonja's (Continued)



These Beautiful Micaceous-Based colors are for the artists who wish to add a touch of glamour or glitter to a piece, such as the translucent glow of an Angel's wings, a butterfly, a fish or the brilliant iridescent shimmer on a mallard drake's neck.



Polyurethane Varnishes. Protect your finished piece with two coats of these beautiful varnishes that actually clean up in water! The second coat even takes care of accidental streaking. Clear and non-yellowing. For serving trays, etc. 4 coats of varnish are needed. Three levels of finish. Gloss can be mixed with the normal Matte Varnish to create various levels of Satin and so on.

Flow Medium - Reduces Jo Sonja's Artists' Colors to produce paint with excellent flow control capabilities. Suitable for long strokes, liner work, calligraphy, fine detail and air brushing. Add where thinner paint consistency is required. (Water has a dilutive effect on the pigment and the adhesive qualities of acrylics and should not be used in large amounts).

Clear Glazing Medium - An acrylic medium to mix with Jo Sonja's Artists' Colors to create transparent color for glaze techniques, wood staining, pickling, color floating and blending.

Crackle Medium - Create 'porcelain' crazed effects over completed paintings. When dry, emphasize cracks by rubbing over with a darker color. Apply reasonably thickly with a spreading action rather than brushing. Do not overwork. May be sanded smooth when dry.

Retarder and Antiquing Medium - Slow down the drying time of acrylic paints so you can have longer to work on the piece. For Antiquing, allow your painting to dry for 12 hours, then apply Retarder Medium mixed with your final color choice. When no wet spots are visible, wipe off where you want the highlights.

Gel Retarder - Extends the drying time of Jo Sonja's Artist's Colors. It allows an extended open or working time for blending and a thicker application of color can be used in painting techniques.



All Purpose Sealer - For pre-sealing and priming almost any porous surface including wood, canvas, unglazed stoneware, bisque, card, paper and treated metal. Use to prevent moisture loss from absorption into the surface. Use also to promote good adhesion of the paint.



Magic Mix - For transparent color layering line work and detail painting. A light sealer similar to Clear Glaze Medium, it contains extender for longer open or working time.



Opal Dust - This clear gel contains tiny light reflecting, holographic particles creating an interplay of colors reminiscent of rare gems. Use alone, or with Jo Sonja's Artists' Colors to create glitter effects on most surfaces without yellowing.



Gold Dust - tiny shimmering particles of brilliant gold suspended in a paint medium that can be used alone, or with Jo Sonja's Artists' Colors.



Jo Sonja's brilliant metallic colors are formulated using mica pigments. These are high quality, heavy bodied pigments that will not tarnish over time. Compatible with all Jo Sonja's mediums, they may be used to achieve dramatic and beautiful effects. From Left to right

Rose Gold, Pale Gold, Rich Gold, Pearl White, Burnished Copper



Sculptwood Moldable Epoxy Putty

Sculptwood is the epoxy putty component of The End Rot System. Sculptwood is a 2-component, solvent free, kneadable epoxy resin putty. It is moldable, carvable, lightweight, strong, and exhibits excellent adhesion to a variety of substrates. It is easily sanded and will accept paint, screws and nails.

Recommended Uses:

This is the ideal product for joining heads to bodies, correcting mistakes, molding feet, making habitat items such as rocks. Great for setting eyes. It has a 30 minute pot life, carves just like wood when dry. Excellent for taking detail from woodburners. This product is used by advanced carvers to pre-form their ideas before doing the actual carving. PN: SWP



Kulis Karvit Best Eye Setting Putty!

PN: Kulis

Kulis Karvit is a revolutionary two part epoxy putty designed especially for a Woodcarver. It is IDEAL for setting eyes, and filling joints (as well as correcting those mistakes we all make). It is water soluble, slow setting (about 30 minutes till it starts to set and overnight to harden). It gives you lots of time to texture it with the point of a common pin if desired, or to take the eye back out several times till you get it just right. It is carvable, can be burned (with a cooler tip) does not shrink and takes paint well. 2/4oz Jar

Air Brush and Mixing Disk



Bobbie's "Tru Colour" Mixing Disk

Designed to match up all of the colours in "Jo Sonja's Colour system and show you exactly what shade you will get. This is of great help to those of us who have trouble mixing a shade to match a given wildlife colour.

There are three discs which you can set to show any combination of colours that you want. Also available to work with Liquitex or any other type of paint that you may be using. This is a very easy to use system. On the back, there is a full outline of using "Jo Sonja's" wide variety of mediums and Varnish, all of which we stock. This method takes the place of the old colour selector chips which we had a long time ago. PN: TCW



AIRBRUSH – DOUBLE ACTION – SIPHON FEED – INTERNAL MIX

The VL Airbrush Design is a Trademark™ of Paasche Airbrush Company. No other airbrush can offer more versatility. This model can achieve spray patterns from fine detail to broader coverage handling light, medium and heavy fluids. The VL & VLS Models come in three sizes—1, 3 and 5, with the purchase of different size aircaps, tips and needles. The VLSTPRO Model comes in 2 sizes—3 and 5. Fluids are siphon fed from Color Cup or Bottle Assembly. Suitable for both left or right-handed users. The VL has a Tapered Socket for securing Bottle or Cup. The VLS & VLSTPRO have a Threaded Swivel Nut for extra secure attachment to Bottle Assemblies.

The VLSTPRO is a significant upgrade to the classic VL with features that airbrushers of all levels will appreciate, such as the Rounded Trigger Button that rolls under your finger for greater comfort.

The Paint Picker Aircap lets you clean accumulations of paint off the tip and needle with a quick pinch of the fingers. The Trigger Guide has been lengthened for increased paint flow at maximum draw, and the Cut-Away Handle allows quick pullback to blow out clogs. A Threaded Bottle Connector fitting locks onto the bottle stem for worry-free one-handed painting - the bottle will not fall off once fastened properly. Available as a #3 or #5. Optional Color Cup and Bottle Assemblies are available for larger volumes of paint.

Other models of Paasche airbrushes are available by special order. We do stock paint bottles, hoses and other maintenance items.

VLS-SET Airbrush Set

VLS-SET COMPONENTS:

VLS#3 Double-Action Airbrush
VL-1/4-OZ Metal Color Cup (1/4oz/7cc)
VLS-1-OZ Bottle Assembly (1oz/29cc)
H-194 Bottle, Cap/Gasket (1oz/29cc)
VLT-1 and VLT-5 Tips
VLA-1 and VLA-5 Aircaps
VLN-1 and VLN-5 Needles
A-34 Hanger and V-62 Wrench
A-1/8-6 6' Air Hose w/Couplings
VL-189 Head Protecting Cap
TTALB "22 Airbrush Lessons" Booklet

Shipping Weight: 1 lb. 8 oz. (680g)



BADGER

The Model 100G dual action, internal mix airbrush is designed for detailing. It features a permanent, top-mounted 1/16 oz. color cup angled to allow work on horizontal surfaces. The 100G offers precision performance for a soft spray pattern and tight line detail. Perfect for fine artists, illustrators, and cake decorators. (Available as Fine and/or Medium). Sprays properly reduced acrylics and pre-reduced materials such as inks, dyes, watercolors, gouaches and all of Badger airbrush ready paints

Airbrush 101 - Before choosing an airbrush, consider the factors unique to your particular situation. What type of work will the airbrush be used for? What type of materials will be sprayed through the airbrush? What is the scale of the project? What is your level of experience? Visit www.badgerairbrush.com for more information

Please call our toll free number 800-663-1101 for further information

Sanding and Finishing Supplies



1" Cartridge Rolls *Specify grit when ordering: add C, M, or F to Part No. C-Coarse (60 grit), M-Medium (80 grit), or F-Fine (120 grit).

Part No.	Roll Dia."	Arbor Hole Dia."	Shape	Use with Mandrel	Max. Speed Rating (RPMs)
CRL1*	1/4	1/8	Straight	M16	15,000
CRL2*	1/2	1/8			15,000
CRL3*	3/4	3/16			10,000
CRL4*	3/8	1/8	Full Taper	M16	15,000
CRL5*	5/8				10,000
CRL6*	7/8				10,000
CRL7*	3/8	1/8	Half Taper	M16	15,000
CRL8*	5/8				10,000
CRL9*	7/8				10,000




J Flex Carvers Rolls

We offer this J Weight Cloth backed abrasive in Grits 80, 100, 120, 150, 180, 220, 240, 280, 320, 400, and 600. It has the advantage of not cracking when folded. Each roll 3" x 36". May be ordered singly or as a kit, specify when ordering. PN: JC + Grit or JCSet

Also Available in 2" x 10M rolls
Same Grits. PN J10+ Grit

Sanding Cones - You'll wonder how you ever did without these handy miniature sanding mandrels and cones. They're quick, convenient, and economical. Best of all, they do an incredible job of fine sanding and blending in those hard-to-reach areas that all wildlife carvers encounter all the time. Available in two sizes and two grits in each size. The large cones fit on a split tapered mandrel (#M20 - our mandrel #M22 will also work). The small cones fit on a threaded mandrel #M100. They are all quick and easy to change, and the wrapped-paper design exposes new grit as the cones wear down. We recommend using them at lower speeds for longer life and more control. Sold in packages of 10 per size/grit.




Kirjes Sanding Drums and Sleeves.

Article	no	drum diameter mm, "	drum height mm, "	total length mm, "	shank diameter mm, "	Replacement rubber bulbs Art.no
	120	20, 3/4	32, 1 2/8	50, 2	6, 1/4	127
	130	28, 1 1/2	80, 3 1/8	108, 4 1/4	8, 5/16	138
	140	42, 1 5/8	44, 1 3/4	64, 2 1/2	6, 1/4	108
	140R	40, 1 9/16	40, 1 9/16	60, 2 3/8	6, 1/4	169

Grit	60	80	120	150	220	320	400
Model	Article numbers						
	120		121	122	123	124	125
	130	131	132	133	134	139	136
	140	102	103	104	105	117	106
	140R	162	163	164	165	166	167

Cool Tool: You'll wonder what you did before you tot this one! No more scoffing the little lady's finder nail files - and these sand right on the end!! Turn the Belt and you have a new surface. Belts last a long time because they eject the sanded material as you turn them. New belts are cheap and easy to put on. We at Woodchips stock them in two sizes and five grits. You can't go wrong with this this tool. CT1 - 1/4" 80, 120, 240, 320, 400 or 600 Grit, CT2 - 1/2" 80, 120, 240, 320, 400 or 600 Grit



Vermiculation Pen - This new style of Vermiculation Pen is much simpler and more reliable than previous models. It comes in two widths of line and has a stainless steel needle for cleaning the tip. Easy to sue, you will find the slow process of vermiculation will take on a whole new light with this fine tool. FWPS - small, FWPL - large.



Brushes - We stock a good selection of sable artists brushes and more are just around the corner. Let us know what you are looking for and we will advise if we have it in stock or if available from our suppliers.



Woodchips carries a complete line of 2" and 3" Velcro Sanding disks and Skilton Mandrels. Our Velcro backed sanding disks are the very best. They offer superior wear and performance. Grits available 80, 100, 120, 150, 180, 220, 320 & 400. Limited stock of 600, 800 and 1000. Sold 10 per pack. PN: VD 2" + Grit, VD 3" + Grit

Mandrels sold separately.
PN: Skilton - 2 or , Skilton - 3



Pentacryl - The wood stabilizer. Pentacryl stops all green wood from splitting, checking and cracking. Great for any wood worker that wants to take advantage of working with green wood but not worry about the finished product splitting. Easy and safe to use.



Polycryl - The wood fortifier. Do you have a piece of soft, punky, or spalted wood that you would like to turn? Then give this product a try, it will strengthen the wood and make it easier to work with, especially for turners.

Wood Juice - This wood treatment was formulated for dry or semi-dry wood to prevent future cracking or splitting. It can be used in place of Pentacryl on stable green wood such as Basswood.

Sanding and Finishing Supplies Con't

Ceramic Abrasive Sticks



Solid 2" x 3/32" diameter ceramic abrasive sticks will fit directly into your rotary tool. Each end can be shaped (dressed) with our diamond hone #10343 in much the same way as conventional texturing stones. Ceramic sticks will outlast conventional stones by many times - and when the edge wears down, you simply re-dress the stick, making it a bit shorter. Because they are uniform in diameter, they are absolutely vibration-free and they cut cleaner and smoother than any other texturing tool. Ceramic sticks can be dressed down to a very fine point - much finer than any stone. Available in 8 grits from #120 for delicate yet controlled wood removal (great for bills and eye areas) to #1200 for very fine texturing in softer woods like tupelo. Coarser grits work very well when shaped to a flame or point and used much like a ruby or diamond. Finer grits can be shaped to very small cylinders or tapers for extremely fine detail work. Clean-up can be done quickly and easily with a fine bristle disk #MB25 for amazing results! Sticks can also be cut in half using a cut-off wheel, giving you 4 ends to shape instead of 2. Grits - 120, 180, 300,400,600,1000,1200. PN: CAS + Grit



5 pcs Diamond Riffler



8 Pcs Rasp



8 Pcs Riffler/Rasp



10 PCS Diamond File



10 PCS File Fine Cut



10 PCS File Med Cut



10 PCS Needle File



Have you been searching and searching for just the "Right" material to seal your woodcarving before applying the Gesso?? Well- Here it is!! Used by most of the professionals, DEFT is fast drying, environmentally safe and could not be easier to use. Just finish the texturing on your project, brush out the loose carbon if you are burning, then apply two or three very thin coats of DEFT. Done properly, it will not fill in the finest details but will provide a reliable sealed surface for either Acrylic or Oil paints. Available in Gloss, Semi-Gloss or Satin. 348 Gram Container.

PN: DE-G, DE-SG, DE-S

DEFT Sanding Sealer (Not Shown) PN: DE-SS



Tung oil is made from the pressed seed from the nut of the tung tree. Tung oil is considered a drying oil much as linseed, safflower, poppy and soybean oil. When applied it provides a tough, highly water-resistant finish which does not darken noticeably with age as does linseed oil. This is not to say that it is a colorless finish; it still has a slight golden tint.

Tung oil is also sometimes called "China wood oil". It has been used for hundreds if not thousands of years in China to seal decorative and marine wood as well as porous masonry.

Woodchips carries several different brands Tung oil. This natural oil finish will enhance your wood project. Available in Modified, and Raw format, liter can. PN: MTO , PN: RTO

Cyanoacrylate Glues - Perhaps the term *cyanoacrylate glue* doesn't sound familiar, but you've probably encountered brand names such as Hot Stuff, Super T and Special T. Cyanoacrylate glue is the general term for the quick-bonding super glues used to mend or combine anything from plastics to wood to metal. Unfortunately for some, this list also tends to include human skin. Woodchips carries these name brand products plus a general purpose crafters CA Glue. The Brand Name products are available in 1oz and 2oz bottle, the GP only in 2oz.



General Purpose Ca Glue
Thin PN: CA1
Thick PN: CA2



Satellite City Ca Glue
Hot Stuff (Thin) PN: HS
Super T (Med) PN: SUT
Special T (Thick) PN: SPT



Accelerator for Ca Glues
This non-CFC accelerator also works as a surface prep for hard to bond materials.
PN: CAACC



Good protection at an economy price. Kevlar is the material used in bullet proof vests. We have sold these gloves for years and they do work. Will withstand most blows. Each glove has rubber dots for extra holding power. Specify size: xsmall, small, medium, large, extra large. PN: KG- X (X=size)



Finger and Thumb guard
This specially designed guard is a "must Have" safety item. Made from flexible sturdy leather it provides good grip while at the same time protecting the finger or thumb.

PN: TG1



The Razaire 530 is the smallest, quietest, most powerful and versatile portable dust collector in the world. Because it is a modular system, it can handle the dust control needs of any small home workshop - from collecting dust at the source (rotary carving tools, belt sanders, etc.) to overall shop air filtration



Razaire 530 showing ZA400-4" Inlet hose adapter



ZA440 Lap-top Tray can also be stood on edge to collect dust from sanders.



ZA375 90 degree deflector.



Steel Carving Drills - Three individual tapered carving drills, made of high tempered steel with three flutes. Specifically designed for internal carving of plastic, wood and general drillind in soft materials. Sold individually. Great for undercutting feathers. Max speed 25,000 rpm
PN: CD1, CD2, CD3



We have recently added Sabre Tooth Burrs to our lineup of Burrs to replace the 1/8" models dropped by Kutzall. Please call if looking for this size of burr.

Carver's Vices by PanaVise®

PanaVise features a wide variety of state-of-the-art vices and work holding devices. All designed around our patented "split ball" design, which allows for positioning your work on three planes. You can "tilt (180°), turn (360°) and rotate (360°)" your work all from a single knob.

PanaVise vices and work holding devices are perfect for hobbies and crafts, industry, electronics, wood working and wood carving, small home repair and any work bench environment. Our extremely versatile vices and work holding devices have hundreds of uses only limited by your imagination. All our vices and work holding devices come with a "lifetime warranty" and are guaranteed to make any project more productive. PanaVise, "better then a third hand!"

PanaVise vices and work holding devices are designed around a series of interchangeable components. Heads, bases and base mounts. You can mix and match yourself. Or choose one of our popular pre-selected combinations. Or choose a combination and an accessory head, base or base mount to create your own custom work center that is perfect just for you.



PV Jr. Head - Model 203

- Perfect for at-home hobbyists and electronics enthusiasts.
- Grooved jaws open to 2 7/8". Jaws are 1" wide and 2" tall.



Standard Head Model 303

- Jaws open to 2 1/4" (Jaws are 2 1/2" wide).
- The stem is 2 1/8" long and 5/8" in diameter.



Low-Profile Head Model 304

- The Low-Profile Head has the same basic mechanical features as the 303 Standard Head, except that the stem is cast into the base of the head to allow close positioning to the work surface.



Fixturing Head Model 337

- The 337 Fixturing Head allows permanent fixturing for production line assembly or repetitive repair. Work can be bolted to this head easily because of its six slots and bolt holes.



Wide Opening Head Model 366

- This head is a versatile, general purpose electronics head created especially for production lines, technicians, and designers. (Special Order)



Extra Wide Opening Head Model 376

- The double action jaws on the 376 Self-Centering Extra Wide Opening Head allow fast opening and closing.
- The self-centering feature lets you hold heavier objects because the weight is centered over the base.



Neoprene Pads (pair) - Model 204

- The neoprene jaw pads slip over the ends of the model 201 or 203 Head. Soft, gentle with plenty of holding power



Standard Base - Model 300

- The patented single load control knob and exclusive split-ball feature firmly lock the head into place.



Low-Profile Base - Model 305

- This base has all the tilt, turn and rotate control features of the Standard Base, but it's only 2 1/2" (63.5mm) high.



Vacuum Base Model 380

- Our Vacuum Base is in wide use for portable applications. Simply flip the lever to "activate" the rubber base and attach the unit to any non-porous surface.



Heavy Duty Base Model 400

- Holds weights up to 100 lbs at 45°.
- For projects which use heavy objects, such as lawnmower motors, electrical motors or wood carving chiseling we recommend the 400 Heavy Duty Series. You get all the "tilt (180°), turn (360°) and rotate (360°)" found in our 300 Series product line, but with extra holding power!



Heavy Duty Fixturing Head - Model 437

- A rugged fixturing head for heavy duty projects.
- Flat head is 3" x 6"



Bench Clamp Base Mount - Model 311

- The 311 Bench Clamp Base Mount clamps to the edge of any work bench or table up to 3 7/16" thick.



Weighted Base Mount - Model 308

- The husky, cast iron 308 Base Mount weighs 5lbs. , making it compact and stable.
- Included are four non-marring, anti-skid neoprene base pads.



Surface Plate Base Mount - Model 310

- The 310 Surface Plate Base Mount is a precision cast iron flat surface (Blanchard ground) ideal for layout work and as a portable work station.
- 10" x 10" square and weighing 10lbs.



Part Tray Base Mount Model 312

- The cast aluminum 312 Parts Tray Base Mount has six integral parts wells with rounded and sloped walls for easy parts removal. Neatly organize your small parts and tools! (Special Order)



Magnet Base Mount Model 335

- Magnetically attaches to any flat, ferrous metal surface.



Standard PanaVise - Model 301

- The 301 Standard PanaVise is an all-purpose work holding unit, perfect for both industrial and home hobbyist applications. A single knob controls the "tilt, turn and rotate" function of the patented split ball, which allows the head to move easily and conveniently through three planes (360° rotation, 360° swivel and 90° pivot). Includes 300 Base, 303 Head and 343 Nylon Jaws.

"Our Most Popular Kit"



Multi-Purpose Work Center - Model 350

- This is one of our most versatile combinations, perfect for home or hobby needs.
- We start with a 376 Self-Centering Extra-Wide Opening Head, we include the 300 Standard Base, and finish off with the 312 Parts Tray Base Mount.

We Accept



Our Quality Eyes

CLEAR EYES

3 MM CLEAR
4 MM CLEAR
5 MM CLEAR
6 MM CLEAR
7 MM CLEAR
8 MM CLEAR
9 MM CLEAR
10 MM CLEAR
11 MM CLEAR
12 MM CLEAR
14 MM CLEAR
16 MM CLEAR
18 MM CLEAR
20 MM CLEAR
22 MM CLEAR
24 MM CLEAR

BEST QUALITY COLOURED EYES

3 MM
4 MM
5 MM
6 MM
7 MM
8 MM
9 MM
10 MM
11 MM
12 MM
14 MM
16 MM
18 MM
20 MM
22 MM
24 MM
26 MM
28 MM
30 MM

FISH EYES

CLEAR
6 MM
7 MM
8 MM
9 MM
10 MM
11 MM

* 12 MM
* 14 MM
* 16 MM
* 18 MM
* 20 MM
* 22 MM
* 24 MM
* 26 MM
* 28 MM
* 30 MM


FISH EYES COLOURED

6 MM
7 MM
8 MM
9 MM
10 MM
11 MM
12 MM
14 MM
16 MM
18 MM

GAME BIRDS, RAPTORS ETC. TOP QUALITY SPECIFIC EYES

* 7 MM
* 8 MM
* 9 MM
* 10 MM
* 11 MM
* 12 MM
* 14 MM
* 16 MM
* 18 MM
* 20 MM
* 22 MM

NOTE- Sizes with a **STAR** * following them are in our **normal** stock. For mounting eyes we recommend "**Kulis Karvit**", found elsewhere in our catalogue, or one of the other fine fillers available. Remember to watch that eyes are **level** and in line and that they are not bulging out when set. A **good quality, well set eye** makes all the difference in a carving.



BEST QUALITY CLEAR eyes are of the same size, pupils centered and matched and are the same quality class as used in our best coloured eyes.

BEST QUALITY COLOURED eyes are of consistent size, have a properly positioned black pupil and are on wire. We stock them in the following colours--Light Brown, Dark Brown, Red, Yellow and Hazel. All are baked on enamel. These are our most popular eyes.

FISH EYES-CLEAR. our finest quality clear crystal with shaped pupil.

FISH EYES-COLOURED are the same glass grade as above with baked on enamel colouring. **Please be specific** on type of fish when ordering. **GAME BIRDS, RAPTORS, OWLS, LOONS and PHEASANTS.** These eyes have a magnificent blended iris with dark external membrane, multi coloured on wire. **Please be specific** on species when ordering and we can be sure the size is right. Owl eyes have special selected large pupils. Loon eyes have special small pupils. If you would like large or small pupils in our regular coloured eyes, such as small yellow for Mergansers, let us know and we will try to pick them out.

Here are some sizes for specific birds:

Merlin= **8MM**, Marsh Hawk, Pheasant, Coopers Hawk= **10MM**, Saw Whet Owl, Barn Owl, Boreal Owl= **11MM**. Short Eared Owl, Long Eared Owl, Osprey, Peregrine Falcon, Red Shouldered Hawk = **12MM**. Burrowing Owl, Screech Owl, Red Tailed Hawk, Gyrfalcon, Goshawk, Loon= **14MM**. Golden Eagle = **16MM**. Barred Owl, Kestrel (Sparrow Hawk)= **18MM**. Snowy Owl, Bald Eagle= **19MM**. Great Gray Owl= **20MM**. Great Horned Owl= **23MM**

THE MOST IMPORTANT PART OF YOUR BIRD

We stock Feet as Well!!

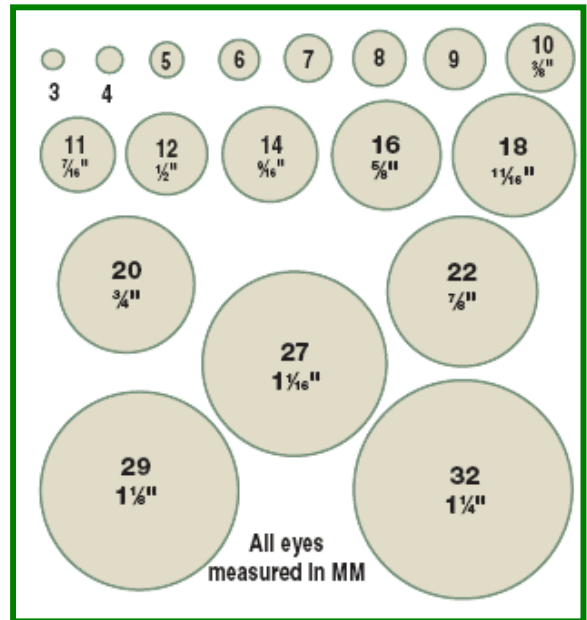
Eyes Continued on next page.

Our Quality Eyes

Our large selection of glass Fish eyes and Bird eyes feature superior craftsmanship and 98% of the eyes are lead free! The glass eye category has a wide range of hand painted glass eyes used for taxidermy and crafts. The eyes cover a wide range of sizes from 3mm through 50mm. Colorations for birds, fish and many many more. If you are looking for a eye color for a certain species or size that we do not stock, you can do a special order. Be sure to advise species, color and size when ordering. Many of our glass eye colorations are suitable for various species. To assist you in sizes and coloration see our Eye Chart

Recommended Bird Eyes

Specie	Size	Color	Specie	Size	Color
Quail	8	Hazel	Eagle, Bald	18	Yellow
Chicken	10	Aura Blend	Eagle, Golden	18	Brown
Coot	10	Red	Perigrine		
Cormorant	8/12	Green	Falcon	12	Dk. Brown
Crane-Sadhill	12	Straw	Goose	11	Black
Crow	10	Black	Grouse	10	Dk. Brown
Dove	7	Brown	Hawk		
Duck			Red Shouldered	14	Hazel
Black	11	Black	Coopers	10	Hazel
Bufflehead	10	Brown	Marsh	12	Yellow
Canvasback	10	Red	Red Tail	13	Dk. Brown
Eider			Rough Legged	13	Pale Yellow
Common	10	Brown	Sharp Shinned	10	yellow
King	12	Brown	Harris	12	Brown
Spectacled	11	White	Kestrel	8	Brown
Stllers	11	Brown	Swainsons	12	Dk. Brown
Gadwall	10	Brown			
Golden Eye	9	Pale Yellow	Loon	12	Red
Harlequin	10	Hazel	Magpie	8	Brown
Mallard	10	Dk. Brown	Osprey	13	Pale Yellow
Merganser			Owl		
American	10	Red	Barn	12	Black
Hooded	9	yellow	Arctic	20	Yellow
Red Breasted	10	Red	Barred	18	Dk. blue
Old Squaw	10	Hazel	Burrowing	10	Yellow
Pintail	9	Brown	Elf	8	Yellow
Red Head	10	Straw	Great Hored	20	Yellow
Ring-necked	10	Straw	Long Eared	12	Straw
Ruddy	9	Dk. Brown	Pigmy	10	Pale Yellow
Scaup. Grtr., lesser	9	Pale Yellow	Richardson	12	Yellow
Northern Shoveler	9	Yellow	Screech	12	Straw
Teal, Bakail	8	Brown	Snowy	18	Straw
Teal, Bluewing	7	Dk. Brown	Short Eared	21	pale Yellow
Teal, Cinnamon	7	Red	Ostrich	28	Hazel
Teal, Greenwing	7	Hazel	Partridge	10	Hazel
Widgeon	9	Dk. Brown	Peacock	10	Dk. Brown
Wood Duck	10	Red	Swan	12	Dk. Brown
			Turkey	13	Dk. Brown



Sample Eyes



Amber Bird Eye



Barred Owl Large Pupil



Dark Brown Large Pupil



Dark Brown Owl Pupil



Dark Brown Small Pupil



Hazel Large Pupil



Hazel Small Pupil



Light Brown Small Pupil



Medium Brown Large Pupil



Medium Brown Pin Point Pupil



Medium Brown Small Pupil



Red Large Pupil



Red Pin Point Pupil



Red Small Pupil



Straw Large Pupil



Straw Small Pupil



White Small Pupil



Yellow Large Pupil



Light Yellow Small Pupil



Yellow Pin Point Pupil



Yellow Small Pupil



General Use glass fish eyes are a flat backed lens with a black pupil encompassed with a gold ring

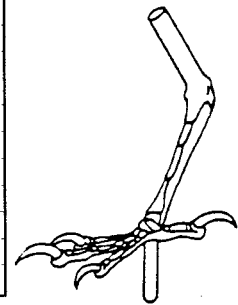


Special Blend pheasant eyes are a flat back lens with a naturally indented pupil. The glass eyes feature a medium orange hand veining around the pupil blended into the straw colored iris.

CAST FEET and LEGS

DELISE "CAST IN PEWTER" LEGS REALISTIC-FLEXIBLE-STRONG

100	BALTIMORE ORIOLE	164	MEADOWLARK
102	BELTED KINGFISHER	166	MINI DUCK 1" X 1" X 1"
104	BLUE JAY	168	MINI GOOSE
106	BLUEBIRD	170	MINI PELICAN
108	BOBWHITE QUAIL	172	MINI ROADRUNNER
110	BROAD WINGED HAWK	114	OLD SQUAW
112	BROWN THRASHER	176	PHEASANT
114	BUFFLEHEAD	178	PIGEON
116	CANVASBACK	180	PILEATED WOODPECKER
118	CARDINAL	182	PINTAIL
120	CAROLINA WREN	105	PLOVER
122	CEDAR WAXWING	184	RED HEADED WOODPECKER
124	CHICKADEE	186	RED TAILED HAWK
126	CHUKAR	188	RING BILLED GULL
128	CLAPPER RAIL	190	ROAD RUNNER
130	COOPER HAWK	192	ROBIN
163	CROW	229	SAW WHET OWL
132	DOVE	194	SCALED QUAIL
134	DOWNY WOODPECKER	196	SCREECH OWL
136	EVENING GROSBEAK	198	SHARP SHINNED HAWK
138	FLICKER	200	SORA RAIL
140	GAMBRIEL QUAIL	202	SPARROW HAWK
142	GOLDEN PLOVER	204	SPOTTED SANDPIPER
144	GOLDFINCH	206	TITMOUSE
146	GREEN WING TEAL	208	ULTRA MINI DUCK #1
148	GREEN WING TEAL FLOAT	210	ULTRA MINI DUCK #2
150	GROUSE	218	WIDGEON
152	HERRING GULL	220	WILLET
154	HOUSE WREN	228	WOOD COCK
202	KESTRAL	222	WOOD DUCK
156	KILLDEER	224	WOOD DUCK FLOAT
158	LEAST SANDPIPER	226	WOOD THRUSH
160	LESSER YELLOWLEGS	212	WT/BREAST NUTHATCH
162	MALLARD	214	WT/THROAT SPARROW
		216	WT/WING DOVE



These feet with legs are strong, but still can be bent if moved very carefully. If you have to make a sharp turn, a small notch can be filed on the inside of the bend. They are marked "Left" and "Right" and have a generous stub end to set into the bird and branch for stability. The addition of well formed legs gives a professional look to even the most simple carving. We normally stock all of the above legs.

GENERIC FEET

- GENSZ #1- FOR SMALL SIZED CHICKADEE, SMALL BLUEBIRD AND OTHER MINIATURES
- GENSZ #2- FITS NORMAL CHICKADEE, WRENS, NUTHATCH, SPARROW, TITMOUSE ETC.
- GENSZ #3- CATBIRD, MOCKINGBIRD, SMALL ROBIN, SMALL JAY.
- GENSZ #4- ALL BIRDS IN THE WARBLER FAMILY AND SIMILAR.
- GENSZ #5- SHRIKES, KINGBIRD, GROSBEAKS, JAYS, ORIOLES AND ALL SIMILAR SIZED BIRDS.
- GENSZ #6- THRUSHES, WAXWINGS, CACTUS WREN ETC.
- GENSZ #7- SPECIFY BLUE OR STELLAR JAY, BOBWHITE QUAIL OR DOVE.

THESE ARE SEPARATE FEET AND LEGS

NEED SPECIAL FEET? WE WILL TRY TO GET THEM!!

Suggestions on how we can improve this catalogue or "New Items" to include are "Greatly Appreciated"!

“Wing’s Gate Carving Patterns”

CAT#	TYPE	DESCRIPTION	POSITION	SIZE	PATTERN	
101	DUCKS	MALLARD	DECOY	11 x 17	LIFE	
102	DUCKS	MALLARD	DECOY	8 1/2 x 14	10 INCH	
103	DUCKS	WOOD DUCK - DRAKE	DECOY	11 x 17	LIFE	
104	DUCKS	WOOD DUCK - CHICK	DECOY & STANDING	CUSTOM	LIFE	
105	DUCKS	RUDDY DUCK - DRAKE	DECOY	11 x 17	LIFE	
106	DUCKS	BLUE BILL 11	DECOY	CUSTOM	MIN	
107	DUCKS	BLUE BILL 12	DECOY	CUSTOM	MIN	
108	DUCKS	BUFFLE HEAD	DECOY	11 x 17	LIFE	
108 H	DUCKS	BUFFLE HEAD - HEN	DECOY	11 x 17	LIFE	
109	DUCKS	CANVAS BACK	DECOY	11 x 17	LIFE	
110	DUCKS *	WIDGEON	DECOY	22 x 17	LIFE	
111	DUCKS	RUDDY DUCK JAIL DOWN	DECOY	11 x 17	LIFE	
112	DUCKS	OLD SQUAW	DECOY	11 x 17	LIFE	
113	DUCKS	CANVASBACK DECORATIVE	DECOY	11 x 17	MIN	
114	DUCKS	HOODED MERGANSER	DECOY	11 x 17	LIFE	
114 H	DUCKS	HOODED MERGANSER - HEN	DECOY	11 x 17	LIFE	
115	DUCKS	RUDDY DUCK DRAKE.- DECORATIVE	DECOY	11 x 17	MIN	
116	DUCKS	MALLARD DRAKE - DECORATIVE	DECOY	11 x 17	MIN	
117	DUCKS	CANVAS BACK DRAKE	DECOY	8 1/2 x 14	10 INCH	
201	GEESE	CANADA CHICKS	DECOY & STANDING	11 x 17	LIFE	
202	GEESE	ATLANTIC BRANT	DECOY	22 x 17	LIFE	
203	GEESE	CANADA GOOSE	DECOY	11 x 17	112	
204	GEESE	CANADA GOOSE	DECOY	8 1/2 x 11	1/3	
205	GEESE	CANADA GOOSE	DECOY	8 1/2 x 14	10 INCH	
206	GEESE	CANADA GOOSE	DECOY	8 1/2 x 11	6 INCH	
207	GEESE	CANADA GOOSE HEN - DECORATIVE	DECOY	11 x 17	MIN	
208	GEESE	CANADA GOOSE - SWIMMER	DECOY	22 x 17	LIFE	
209	GEESE	CANADA GOOSE - FLYING	FLYING	11 x 17	MIN	
301	SHORE BIRDS	SORA RAIL	STANDING	11 x 17	LIFE	
302	SHORE BIRDS	WHIMBRIL	STANDING	11 x 17	LIFE	
303	SHORE BIRDS	SNIFE	STANDING	11 x 17	LIFE	
304	SHORE BIRDS *	SAND PIPER	STANDING	8 1/2 x 11	LIFE	
305	SHORE BIRDS *	YELLOW LEGS	STANDING	11 x 17	LIFE	
306	SHORE BIRDS	WOODCOCK	STANDING	22 x 17	LIFE	
307	SHORE BIRDS	SEMIPALMATED PLOVER	DECOY	8 1/2 x 14	LIFE	
401	BIRDS OF PREY	COMMON SCREECH OWL	STANDING	CUSTOM	LIFE	
402	BIRDS OF PREY	COMMON SCREECH OWL	STANDING	11 x 14	MIN	
403	BIRDS OF PREY	KESTREL	STANDING	22 x 17	LIFE	
404	BIRDS OF PREY	SHARP SHINNED HAWK	STANDING	22 x 17	LIFE	
405	BIRDS OF PREY	RED TAIL HAWK	STANDING	22 x 17	LIFE	
406	BIRDS OF PREY	SCREECH OWL DECORATIVE	STANDING	11 X 17	1/3	
407	BIRDS OF PREY	NORTHERN PYGMY OWL	STANDING	11 x 17	LIFE	
501	GAME BIRDS	CHUKAR	STANDING	11 x 17	LIFE	
502	SAME BIRDS	CHUKAR	STANDING	8 1/2 x 14	MIN	
503	GAME BIRDS	MOURNING DOVE	STANDING	22 x 17	LIFE	
504	GAME BIRDS	BOBWHITE QUAIL	STANDING	11 x 17	LIFE	
601	SEA BIRDS	ATLANTIC PUFFIN	DECOY	11 x 17	LIFE	
602	SEA BIRDS	PIED BILL GREBE	DECOY	11 x 17	LIFE	
603	SEA BIRDS	HORNED GREBE	DECOY	8 1/2 x 14	LIFE	
604	SEA BIRDS	HORNED GREBE	STANDING	8 1/2 x 14	LIFE	
605	SEA BIRDS	HORNED GREBE	DECOY	8 1/2 x 11	MIN	
606	SEA BIRDS	HORNED GREBE	STANDING	8 1/2 x 11	MIN	
607	SEA BIRDS	WESTERN GREBE	DECOY	CUSTOM	LIFE	
608	SEA BIRDS	WESTERN GREBE	DECOY	8 1/2 x 14	MIN	

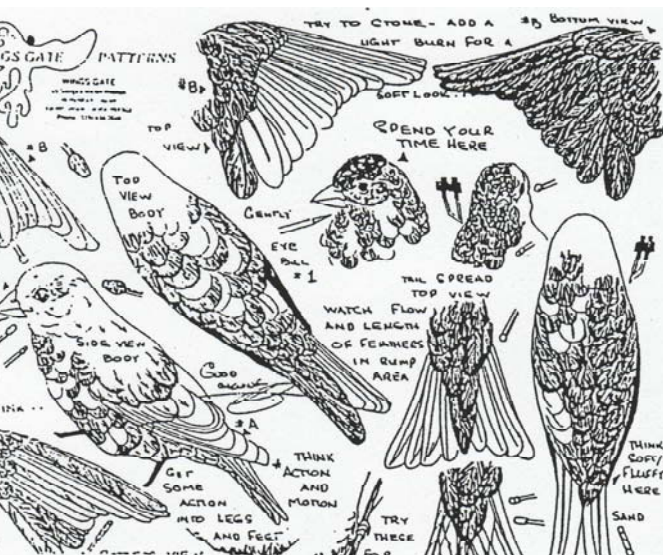
"WINGS GATE" PATTERNS

CAT#	TYPE	DESCRIPTION	POSITION	PAT. SIZE	ITEM SIZE
609	SEA BIRDS	COMMON LOON	DECOY	CUSTOM	LIFE
610	SEA BIRDS	COMMON LOON	STANDING	CUSTOM	LIFE
611	SEA BIRDS	COMMON LOON	DECOY	22 X 17	3/4
612	SEA BIRDS	COMMON LOON	STANDING	22 X 17	3/4
613	SEA BIRDS	COMMON LOON	DECOY	8 1/2 X 11	MIN
614	SEA BIRDS	COMMON LOON	STANDING	8 1/2 X 11	MIN
615	SEA BIRDS	COMMON LOON	DECOY	11 X 17	9 INCH
616	SEA BIRDS	COMMON LOON	STANDING	11 X 17	9 INCH
617	SEA BIRDS	COMMON LOON - STUDY	DECOY	CUSTOM	LIFE
618	SEA BIRDS	COMMON LOON - STUDY	DECOY	22 X 17	3/4
619	SEA BIRDS	COMMON LOON - STUDY	DECOY	11 X 17	12 INCH
620	SEA BIRDS	RED THROATED LOON	DECOY	22 X 17	LIFE
621	SEA BIRDS	RED THROATED LOON	DECOY	11 X 14	12 INCH
622	SEA BIRDS	RAZOR BILL	DECOY	22 X 17	LIFE
623	SEA BIRDS*	COMMON MURRE	DECOY	22 X 17	LIFE
624	SEA BIRDS	ATLANTIC PUFFIN	STANDING	22 X 17	LIFE
625	SEA BIRDS	LOON CHICKS - DOUBLE	DECOY	8 1/2 X 14	LIFE
626	SEA BIRDS	MINIATURE LOON AND BASE	DECOY	11 X 17	MIN
627	SEA BIRDS	COMMON LOON - SPECIAL	DECOY	11 X 17	12 INCH
628	SEA BIRDS	ATLANTIC PUFFIN-FEEDING	DECOY	11 X 17	LIFE
629	SEA BIRDS	COMMON LOON	DECOY	11 X 17	13 INCH
701	SONG BIRDS	CHICKADEE	STANDING	8 1/2 X 14	LIFE
702	SONG BIRDS	BLUE JAY	STANDING	11 X 17	LIFE
703	SONG BIRDS	AMERICAN GOLDFINCH	STANDING	8 1/2 X 14	LIFE
704	SONG BIRDS	RUBY THROATED HUMMINGBIRD	STANDING	8 1/2 X 14	LIFE
705	SONG BIRDS	CEDAR WAX WING	STANDING	11 X 17	LIFE
706	SONG BIRDS	ROBIN	STANDING	11 X 17	LIFE
707	SONG BIRDS*	RED POLL	STANDING	8 1/2 X 14	LIFE
708	SONG BIRDS	HOUSE WREN	STANDING	8 1/2 X 14	LIFE
709	SONG BIRDS	CARDINAL	STANDING	11 X 17	LIFE
710	SONG BIRDS	AMERICAN TREE SPARROW	STANDING	8 1/2 X 14	LIFE
711	SONG BIRDS	BELTED KINGFISHER	STANDING	11 X 17	LIFE
712	SONG BIRDS	DOWNY WOODPECKER	STANDING	8 1/2 X 14	LIFE
801	CLASSIQUE SERIES	RED BREASTED MERGANSER	DECOY	11 X 17	LIFE
802	CLASSIQUE SERIES	CANVAS BACK	DECOY	11 X 17	LIFE
803	CLASSIQUE SERIES	RUFFLE HEAD	DECOY	11 X 17	LIFE
804	CLASSIQUE SERIES	GOLDEN EYE	DECOY	11 X 17	LIFE
805	CLASSIQUE SERIES	GREEN WING TEAL - FEEDING	DECOY	11 X 17	LIFE
806	CLASSIQUE SERIES	HOODED MERGANSER	DECOY	11 X 17	LIFE
807	CLASSIQUE SERIES	BLUE BILL	DECOY	11 X 17	LIFE
808	CLASSIQUE SERIES	OLD SQUAW DRAKE	DECOY	11 X 17	LIFE
809	CLASSIQUE SERIES	WOOD DUCK DRAKE	DECOY	11 X 17	LIFE
810	CLASSIQUE SERIES	GREEN WING TEAL	DECOY	11 X 17	LIFE
811	CLASSIQUE SERIES	PINTAIL DRAKE	DECOY	11 X 17	LIFE
812	CLASSIQUE SERIES	RUDDY DRAKE	DECOY	11 X 17	LIFE
813	CLASSIQUE SERIES	BLACK BELLIED PLOVER	DECOY	8 1/2 X 14	LIFE
814	CLASSIQUE SERIES	DUNLIN SLEEPER	DECOY	8 1/2 X 14	LIFE
815	CLASSIQUE SERIES	AMERICAN AVOCET	DECOY	8 1/2 X 14	LIFE
816	CLASSIQUE SERIES	BLACK-NECKED STILT	DECOY	11 X 17	LIFE
817	CLASSIQUE SERIES	CANADA 600SE-ST CLAIR FLATS STYLE	DECOY	22 X 17	LIFE
901	SPECIALS	SANTA CLAUS 1928 PROHIBITION STYLE		8 1/2 X 14	
902	SPECIALS	SITTING SANTA		11 X 17	
903	SPECIALS	FATHER CHRISTMAS 89 WINGSGATE STYLE		8 1/2 X 14	
904	SPECIALS	CAROUSEL PIGGY		8 1/2 X 14	
905	SPECIALS	MARILYN'S #1 CAROUSEL HORSE		8 1/2 X 14	

LOTS OF GOOD “SPECIAL OCCASION” GIFTS

WINGS GATE" Pat't

CAT #	TYPE	DESCRIPTION	POSITION	PAT. SIZE	ITEM SIZE
908	SPECIALS	DUCK PINS	DECOY	81/2 X 14	MIN
909	SPECIALS	ARMORED CAROUSEL HORSE		11 X 17	
910	SPECIALS	OSTRICH CAROUSEL FIGURE		11 X 17	
911	SPECIALS	CAROUSEL PONY PARKER STYLE		11 X 17	
912	SPECIALS	CAROUSEL TIGER E.J. MORRIS STYLE		11 X 17	
913	SPECIALS	PRAYING SANTA CLAUS	Manger	11 X 17	
1002	ANIMALS	ANTELOPE		11 X 17	
1005 A	ANIMALS	BLACK BEAR	Standing	11 X 17	
1005 8	ANIMALS	BLACK BEAR	Walking	11 X 17	
1005 C	ANIMALS	GRIZZLY BEAR	Walking	11 X 17	
1005 D	ANIMALS	GRIZZLY BEAR	Standing	11 X 17	
1005 E	ANIMALS	POLAR BEAR	Walking	11 X 17	
1005 F	ANIMALS	POLAR BEAR	Standing	11 X 17	
1006	ANIMALS	BUFFALO		11 X 17	
1009	ANIMALS	CARIBOU BULL		11 X 17	
1016 A	ANIMALS	WHITETAIL – BUCK	Leaping	11 X 17	
1016 8	ANIMALS	WHITETAIL - DOE	Feed/Walk	11 X 17	
1016 C	ANIMALS	FAWN	Stand/Resting	81/2 X 11	
1019	ANIMALS	AMERICAN ELK		11 X 17	
1021	ANIMALS	MOUNTAIN GOAT		11 X 17	
1034 A	ANIMALS	MOOSE - BULL		11 X 17	
1034 B	ANIMALS	MOOSE - COW		11 X 17	
1034 C	ANIMALS	MOOSE - CALF		11 X 17	
1036	ANIMALS	MUSKOX		11 X 17	
1047	ANIMALS	BIGHORN SHEEP		11 X 17	
1050 A	ANIMALS	TIMBER WOLF - 4 HEAD STYLES		11 X 17	
1050 B	ANIMALS	TIMBER WOLF	Running	11 X 17	
1050 C	ANIMALS	TIMBER WOLF	Sit/Trotting	11 X 17	
1500	WORKSHEET	FEATHERED EGG		81/2 X 11	
1501	WORKSHEET	PENDENT/NECKLACE		81/2 X 11	
1502	WORKSHEET	CARVED WALKING STICK		81/2 X 11	
1503	WORKSHEET	SANTA TABLE - CANDLEHOLDER		81/2 X 11	
1504	WORKSHEET	WOODLAND TROLL		81/2 X 11	
1505	WORKSHEET	FEATHERING TECHNIQUES		81/2 X 11	
1506	WORKSHEET	LOON CHICK - SINGLE		81/2 X 11	
1507	WORKSHEET	BALD EAGLE CANE HEAD		81/2 X 11	



Wings Gate Patterns – Made in Canada

Please Note re Wings Gate and Stiller Patterns

WE ONLY CARRY IN STOCK A FRACTION OF THE APPROXIMATELY 1300 PATTERNS THAT ARE LISTED IN OUR CATALOGUE. WE WOULD BE HAPPY TO PUT ANY SPECIAL PATTERNS THAT YOU WOULD LIKE IN WITH OUR WEEKLY ORDER.

PLEASE KEEP YOUR CATALOGUE AS IT IS A VERY COMPREHENSIVE LIST OF INFORMATION WHICH I AM SURE YOU WILL FIND VALUABLE

OUR BASSWOOD CUTOUTS ARE “ SUPERBE”

STILLER PATTERNS

PAPER SIZE

"A"	8-1/2" X 11"
"B"	11" X 17"
"C"	17" X 22"
"D"	22" X 34"
"E"	36" X 44"
"E"	36" X 44"
"EE"	36" X 54"
"EE"	36" X 88"

WE STOCK MANY PATTERNS AND RE-ORDER WEEKLY

\$ denotes new in 2001

denotes re-drawn in 2001

% denotes new "A" size colour available

PLEASE ORDER BY "DRAWING NUMBER" AND "PAPER SIZE"

ABBREVIATIONS FOR BIRDS

AGR.....AGGRESSIVE POSE
AL.....ALERT
ATT.....ATTACKING
CL.....CALLING
CR.....CROUCHED
DRM.....DRUMMING
DIS.....DISPLAYING
FD.....FEEDING
FL.....FLYING
HDDN.....HEAD DOWN
HDEX.....HEAD EXTENDED
HD ONLY.....HEAD ONLY
HDMO.....HEAD ONLY-MOUTH OPEN
HD TR.....HEAD TURNED
LD.....LANDING
LWS.....LEG & WING STRETCH
MTGFL.....MATING FLIGHT
NST.....ON NEST
OW.....ON WATER
OWHT.....HEAD TURNED
OWFL.....ON WATER, FLAPPING
OWPR.....ON WATER, PREENING
OWSL.....ON WATER, SLEEPING
POS.....POSTURING
PR.....PERCHING
PROL.....PREENING ON LAND
REL.....RELAXED
RN.....RUNNING
ROW.....RESTING ON WATER
SCD.....SCOULDING, WINGS DOWN
SCTP.....SCOULDING, TAIL UP
SET.....SETTING
SLPOL.....SLEEPING ON LAND
SNK.....SNEAKING
SO.....SOARING
ST.....STANDING
TO.....TAKING OFF
TR.....ON TREE
TSP.....TAIL SPREAD
WLK.....WALKING
WO.....WINGS OPEN
W/F.....WITH FISH
W/M.....WITH MOUSE
W/P.....WITH PREY

POSITION FOR ANIMALS

BUGL.....BUGLING
CR.....CROUCHED
DM.....DUCK IN MOUTH
ET.....EAT, FEED, DRINK
FTG.....FIGHTING
HDD.....HEAD DOWN
HD-ONLY.....HEAD ONLY
HT.....HEAD TURNED
HWL.....HOWLING
JP.....JUMPING
LD.....LYING DOWN
PT.....POINTING
PULL.....PULLING
RN.....RUNNING
RR.....REARING, HIND LEGS
RTC.....READY TO CHARGE
SED.....SETTING DOWN
SEUP.....SETTING UP
SNA.....SNARLING
SNK.....SNEAKING
ST.....STANDING
STLK.....STALKING
ST-HL.....STANDING -HIND LEGS
SWM.....SWIMMING
TOH.....TRUNK OVER HEAD
WLK.....WALKING

POSITION FOR FISH & MARINE ANIMALS


JP.....JUMPING
MC.....MOUTH CLOSED
MO.....MOUTH OPEN
MSO.....MOUTH SLT. OPEN
SWM.....SWIMMING

POSITION FOR MISCELLANEOUS

HDMO.....HEAD ONLY-MOUTH OPEN
HD & NK.....HEAD & NECK ONLY
HOODSP.....HOOD SPREAD

ABBREVIATION FOR SEX

M.....MALE
F.....FEMALE
Y.....YOUNG
FL.....FLEDGING
SIM.....SIMILAR



MALLARD, BLACK

18

FULL

C

SPECIES	SEX	POSITION	SIZE	PAPER	DRAWING	SIZE	PAPER	DRAWING
##### DUCKS #####								
BUFFLEHEAD	M	OWHT	FULL	B	124	2/3SZ 6"LG	A	124X
BUFFLEHEAD	M	LWS	FULL	C	125	1/2SZ 5"LG	A	125X
BUFFLEHEAD	M	WLK	FULL	C	126	1/2SZ 4 1/2"LG	A	126X
BUFFLEHEAD	F	OWPR	FULL	B	131	2/3SZ 5"LG	A	131x
BUFFLEHEAD	F	OWSL	FULL	B	135	2/3SZ 5"LG	A	135X
BUFFLEHEAD	F	ST-CL-WLK	FULL	C	136	1/2SZ 4"LG	A	136X
BUFFLEHEAD	M	ROW	FULL	B	236	2/3SZ 6"LG	A	236X
% BUFFLEHEAD	M	ST	FULL	C	237	1/2SZ 4 1/2"LG	A	237X
BUFFLEHEAD	M	FL-LD	FULL	D	238	1/3SZ 4"LG	A	238X
BUFFLEHEAD	M	ROW	MINI 3 1/2"LG	A	240X			
BUFFLEHEAD	F	ROW	FULL	B	241	2/3SZ 5"LG	A	241X
BUFFLEHEAD	F	ST	FULL	C	242	1/2SZ 4"LG	A	242X
BUFFLEHEAD	YOUNG	ROW-ST	FULL	a	244			
CANVASBACK	M	ROW	FULL	C	169	3/4SZ 9"LG	B	166913
						MINI 3 1/2"LG	A	169X
% CANVASBACK	M	ST	FULL	C	170	1/2SZ 8"LG	A	170X
CANVASBACK	M	ROW	1/2SZ 6"LG	A	171X			
CANVASBACK	M	FL-LD	FULL	D	172	1/2SZ 9"LG	B	172B
						1/3SZ 6"LG	A	172X
CANVASBACK	F	ROW	FULL	C	177	3/4SZ 9"LG	B	177B
						1/2SZ 6"LG	A	177X
CANVASBACK	F	ST	FULL	C	178	1/2SZ 7"LG	A	178X
EIDER, AMERICAN	M	ROW	FULL	C	276	1/2SZ 7"LG	A	276X
EIDER, AMERICAN	F	ROW	FULL	C	281	1/2SZ 6 1/2"LG	A	281X
EIDER, KING	M	ROW	FULL	C	286	3/4SZ 10"LG	B	286B
						1/2SZ 7-LG	A	286X
EIDER, KING	F	ROW	FULL	C	291	1/2SZ 7"LG	A	291x
EIDER, SPECTACLED	M	ROW	FULL	C	296	1/2SZ 7"LG	A	296X
EIDER, SPECTACLED	F	ROW	FULL	C	301	1/2SZ 6 1/2"LG	A	301X
EIDER, STELLER'S	M	ROW	FULL	C	266	1/2SZ 6"LG	A	266X
EIDER, STELLER'S	F	ROW	FULL	C	271	1/2SZ 6"LG	A	271X
FULVOUS TREE DUCK	SIM	ROW	FULL	C	299	1/2SZ 5 1/2"LG	A	299X
FULVOUS TREE DUCK	SIM	ST	FULL	C	300	1/2SZ 5 1/2-LG	A	300X
GADWALL	M	LWS	FULL	D	24	1/3SZ 4 1/2"LG	A	24X
GADWALL	M	ROW	FULL	C	25	1/2SZ 6 112"LG	A	25X
% GADWALL	M	ST	FULL	C	26	1/2SZ 6 1/2"LG	A	26X
GADWALL	M	OWSL	FULL	C	27	1/2SZ 7*LG	A	27X
GADWALL	M	OWPR	FULL	D	28	1/3SZX 4 1/2"LG	A	28X
GADWALL	F	ROW	FULL	C	33	1/2SZ 6"LG	A	33X
GADWALL	F	ST	FULL	C	34	1/2SZ 6"LG	A	34X
GOLDEN-EYE, AMERICAN	M	ROW	FULL	C	206	2/3SZ 9"LG	B	206B
						1/2SZ 6 1/2"LG	A	206X
% GOLDEN-EYE, AMERICAN	M	ST	FULL	C	207	1/2SZ 6"LG	A	207X
GOLDEN-EYE, AMERICAN	M	FL-LD	FULL	D	208	1/3SZ 5"LG	A	208X
GOLDEN-EYE, AMERICAN	F	ROW	FULL	C	211	1/2SZ 6"LG	A	211X
GOLDEN-EYE, AMERICAN	F	ST	FULL	C	212	1/2SZ 6"LG	A	212X
GOLDEN- EYE, BARROWS	M	ROW	FULL	C	216	2/3SZ 9" LG	B	216B
						1/2SZ 6"LG	A	216X
GOLDEN-EYE, BARROWS	M	ST	FULL	C	217	1/2 SZ 6"LG	A	217X
GOLDEN-EYE, BARROWS	F	ROW	FULL	C	221	2/3SZ 8"LG	B	2218
GOLDEN-EYE BARROW'S	F	ST	FULL	C	222	1/2SZ 6"LG	A	222X
HARLEQUIN	M	ROW	FULL	C	256	1/2SZ 6"LG	A	256X
% HARLEQUIN	M	ST	FULL	C	257	1/2SZ 6"LG	A	257X
HARLEQUIN	F	ROW	FULL	C	261	1/2SZ 5 1/2"LG	A	261X
HARLEQUIN	F	ST	FULL	C	262	1/2SZ 5 1/2"LG	A	262X
LABRADOR DUCK (EXTINCT)	M	ROW	FULL	C	269	1/2SZ 6"LG	A	269X
MALLARD, BLACK	SIM	ROW-AL-REL	FULL	C	17	2/3SZ 9"LG	B	17B
						1/2SZ 7" LG	A	17X
% MALLARD, BLACK	SIM	ST	FULL	C	18	1/2SZ 7%G	A	18X
MALLARD, BLACK	SIM	OWSL	2/3SZ 9"LG	B	19B			
MALLARD, BLACK	SIM	FL-LD	FULL	D	20	1/3SZ 6"LG	A	20X
MALLARD, GREEN HEAD	M	ROW	FULL	C	1	2/3SZ 9%G	B	113
						1/3SZ 5"LG	A	1X
% MALLARD, GREEN HEAD	M	ST	FULL	C	2	2/3SZ 9"LG	B	2B
						1/3SZ 5"LG	A	2X

MALLARD, GREEN HEAD	M	FL-TO	FULL	D	3	1/2SZ 9"LG	B	3B
MALLARD, GREEN HEAD	M	OWSL	2/3SZ 9"LG	B	4B	1/3SZ 6"LG	A	3X
MALLARD, GREEN HEAD	M	ROW-FD	FULL	C	6	1/2SZ 7"LG	A	6X
MALLARD, GREEN HEAD	M	OWPR	2/3SZ 9"LG	C	7C	1/3SZ 4 1/2 " LG	A	7X
MALLARD, GREEN HEAD	F	ROW	FULL	C	9	2/3SZ 9"LG	B	9B
						1/3SZ 4 1/2"LG	A	9X
MALLARD, GREEN HEAD	F	ST	FULL	C	10	1/2SZ 6 1/2"LG	A	10X
MALLARD, GREEN HEAD	F	FL-TO	FULL	D	11	1/2SZ 7"LG	B	11B
						1/3SZ 5" LG	A	11X
MALLARD, GREEN HEAD	F	ST-FD	FULL	C	13	1/2SZ 8"LG	A	13X
MALLARD, GREENHEAD	YOUNG	WLK-ROW	FULL	B	16			
MANDARIN DUCK	M	ST-WO	FULL	D	367			
MANDARIN DUCK	M	ROW	FULL	C	368	1/2SZ 6"LG	A	368X
% MANDARIN DUCK	M	ST	FULL	C	369	1/2SZ 7"LG	A	369X
MANDARIN DUCK	F	ROW	FULL	C	373	1/2SZ 6"LG	A	373X
MASKED DUCK	M	ROW	FULL	B	360			
MERGANSER, AMERICAN	M	ROW	FULL	C	316	2/3SZ 10"LG	B	3168
MERGANSER, AMERICAN	F	ROW	FULL	C	321	1/2SZ 7 1/2"LG	A	316X
						1/2SZ 7"LG	A	321X
MERGANSER, HOODED	M	ROW	FULL	B	306	2/3SZ 6"LG	A	306X
% MERGANSER, HOODED	M	ST	FULL	C	307	1/2SZ 5"LG	A	307X
MERGANSER, HOODED	M	FL-LD	FULL	D	308	1/3SZ 4"LG	A	308X
MERGANSER, HOODED	M	LWS	FULL	C	309	1/2SZ 6"LG	A	309X
MERGANSER, HOODED	M	ROW	MINI 3 1/2"LG	A	310X			
MERGANSER, HOODED	F	ROW	FULL	B	311	2/3SZ 6"LG	A	311X
MERGANSER, HOODED	F	ST	FULL	C	312	1/2SZ 5"LG	A	312X
MERGANSER, HOODED	M	DIS	FULL	C	320	1/2SZ 5"LG	A	320X
MERGANSER, RED-BREASTED	M	ROW	FULL	C	326	2/3SZ 9"LG	B	326B
						1/2SZ 7"LG	A	326X
% MERGANSER, RED-BREASTED	M	ST	FULL	C	327	1/2SZ 7"LG	A	327X
MERGANSER, RED-BREASTED	M	OW-HDEX	FULL	C	328	1/2SZ 10"LG	A	328X
MERGANSER, RED-BREASTED	M	OWPR	2/3SZ 9"LG	B	329B	2/5SZ 6"LG	A	329X
MERGANSER, RED-BREASTED	F	ROW	FULL	C	331	1/2SZ 7"LG	A	331X
MUSCOVY DUCK	M	ST	1/2SZ 10"LG	C	359	1/4SZ 5"LG	A	359X
OLD SQUAW	M	ROW	FULL	C	246	2/3SZ 8"LG	B	246B
						1/2SZ 6"LG	A	246X
% OLD SQUAW	M	ST	FULL	C	247	1/2SZ 6"LG	A	247X
OLD SQUAW	F	ROW	FULL	C	251	1/2SZ 6"LG	A	251X
OLD SQUAW	F	ST	FULL	C	252	1/2SZ 6"LG	A	252X
PINTAIL	M	ROW	FULL	C	57	2/3SZ 9"LG	B	57B
						1/3SZ 4 1/2"LG	A	57X
PINTAIL	M	FL-LD	FULL	D	58	1/3SZ 6"LG	B	
PINTAIL	M	LWS	FULL	D	59	1/2SZ 9"LG	B	598
						1/3SZ 6"LG	A	69X
% PINTAIL	M	ST	FULL	C	60	1/3SZ 5"LG	A	60X
PINTAIL	M	OWHT	FULL	C	61	1/3SZ 5"LG	A	61X
PINTAIL	F	ROW	FULL	C	65	1/2SZ 6 1/2"LG	A	65X
PINTAIL	F	ST	FULL	C	68	1/2SZ 6 1/2"LG	A	68X
PINTAIL, BAHAMAS	M	ROW	FULL	C	62			
PINTAIL, BAHAMAS	M	FL-LD	FULL	D	63			
PINTAIL, BAHAMAS	M	ST	FULL	C	64			
POCHARD, COMMON, (EUROPE)	M	ROW	FULL	C	158	1/2SZ 6"LG	A	158X
REDHEAD	M	ROW	FULL	C	153	3/4SZ 9"LG	B	153B
						1/2SZ 6"LG	A	153X
% REDHEAD	M	ST	FULL	C	154	1/2SZ 6"LG	A	154X
REDHEAD	M	OWSL	FULL	C	155	1/2SZ 6"LG	A	155X
REDHEAD	M	FL-LD	FULL	D	156	1/3SZ 5"LG	A	156X
REDHEAD	F	ROW	FULL	C	161	1/2SZ 6"LG	A	161X
REDHEAD	F	ST	FULL	C	162	1/2SZ 6"LG	A	162X
RING-NECKED DUCK	M	ROW	FULL	C	226	3/4SZ 8"LG	B	226B
						1/2SZ 5 1/2"LG	A	226X
RING-NECKED DUCK	M	ST	FULL	C	227	1/2SZ 5 1/2"LG	A	227X
RING-NECKED DUCK	M	OW-HDEX	FULL	C	92	1/2SZ 8"LG	A	228X
RING-NECKED DUCK	M	FL-LD	FULL	D	229	1/3SZ 4 1/2"LG	A	229X
RING-NECKED DUCK	F	ROW	FULL	C	231	1/2SZ 5"LG	A	231X
RING-NECKED DUCK	F	ST	FULL	C	232	1/2SZ 5"LG	A	232X
RUDDY DUCK	M	ROW	FULL	B	336	2/3SZ 6"LG	A	336X
% RUDDY DUCK	M	ST	FULL	C	337	1/2SZ 5"LG	A	337X
RUDDY DUCK	M	ROW-DIS	FULL	B	339	2/3SZ 5"LG	A	339X

Call Toll Free To Place an Order 1-800-663-1101 (Tue – Sat 10:00 till 17:00)

RUDDY DUCK	M	ROW	MINI 3"LG	A	340X			
RUDDY DUCK	F	ROW	FULL	B	341	2/3SZ 6"LG	A	341X
RUDDY DUCK	F	ST	FULL	B	342	2/3SZ 6"LG	A	342X
RUDDY DUCK	F	NST	FULL	C	343	1/2SZ 5"LG	A	343X
SCAUP, GREATER	M	ROW	FULL	C	186	2/3SZ 8"LG	B	186B
						1/2SZ 6"LG	A	186X
% SCAUP, GREATER	M	ST	FULL	C	187	1/2SZ 6"LG	A	187X
SCAUP, GREATER	F	ROW	FULL	C	192	1/2SZ 5 1/2"LG	A	192X
SCAUP, GREATER	F	ST	FULL	C	193	1/2SZ 5 11/2"LG	A	193X
SCAUP, GREATER	F	OWHT	FULL	C	194	1/2SZ 5 11/2"LG	A	194X
SCAUP, LESSER	M	ROW	FULL	C	196	1/2SZ 5 1/2"LG	A	196X
% SCAUP, LESSER	M	ST	FULL	C	197	1/2SZ 5"LG	A	197X
SCAUP, LESSER	F	ROW	FULL	C	201	1/2SZ 5"LG	A	201X
SCAUP, LESSER	F	ST	FULL	C	202	1/2SZ 5"LG	A	202X
SCOTER, SURF	M	ROW	FULL	C	349	1/2SZ 7"LG	A	349X
SCOTER, WHITE-WINGED	M	ROW	FULL	C	346	1/2SZ 7"LG	A	346X
SCOTER, WHITE-WINGED	F	ROW	FULL	C	351	1/2SZ 7"LG	A	351X
SHELDUCK, NORTHERN (EUROPE)	M	ROW	FULL	C	356	1/2SZ 8"LG	A	356X
SHOVELER	M	ROW	FULL	C	121	3/4SZ 9"LG	B	121B
						1/2SZ 6"LG	A	121X
% SHOVELER	M	ST	FULL	C	122	1/2SZ 6"LG	A	122X
SHOVELER	F	ROW	FULL	C	129	1/2SZ 5 1/2 "LG	A	129X
SHOVELER	F	ST	FULL	C	130	1/2SZ 5 1/2"LG	A	130X
SHOVELER	YOUNG	ST-ROW	FULL	B	120	2/3SZ 2 1/4"LG	A	120X
SHOVELER	M	AGR	FULL	D	112	1/2SZ 8"LG	B	112B
						1/3SZ 6"LG	A	112X
SMEW (EUROPEAN)	M	ROW	FULL	B	176	2/3SZ 6"LG	A	176X
STEAL, BAIKAL, (ASIAN)	M	ROW	FULL	B	357	2/3SZ 7"LG	A	357X
TEAL, BLUE-WINGED	M	ROW	FULL	B	89	2/3SZ 6 1/2"LG	A	89X
% TEAL BLUE-WINGED	M	ST	FULL	C	90	1/2SZ 5"LG	A	90X
TEAL, BLUE-WINGED	M	OWPR	FULL	C	91	1/2SZ 5"LG	A	91X
TEAL, BLUE-WINGED	M	LWS	FULL	C	92	1/2SZ 5"LG	A	92X
TEAL, BLUE-WINGED	M	FL-TO	FULL	D	93	1/2SZ 5"LG	B	93B
TEAL, BLUE-WINGED	M	OWHT	FULL	C	96	1/2SZ 5"LG	A	96X
TEAL, BLUE-WINGED	F	ROW	FULL	B	97	2/3SZ 6"G	A	97X
TEAL, BLUE-WINGED	F	ST	FULL	C	98	1/2SZ 5"LG	A	98X
TEAL, BLUE-WINGED	F	ST-HDEX	FULL	C	103			
TEAL, CAPE (AFRICA)	M	OWPR	FULL	C	289	1/2SZ 5"LG	A	289X
TEAL, CINNAMON	M	ROW	FULL	B	105	2/3SZ 6 1/2"LG	A	105X
% TEAL, CINNAMON	M	ST	FULL	C	106	1/2SZ 5"LG	A	106X
TEAL, CINNAMON	M	OWPR	FULL	C	107	1/2SZ 5"G	A	107X
TEAL, CINNAMON	M	LWS	FULL	C	108	1/2SZ 5"LG	A	108X
TEAL, CINNAMON	F	ROW	FULL	B	113	2/3SZ 6 1/2"LG	A	113X
TEAL, CINNAMON	F	ST	FULL	C	114	1/2SZ 5"LG	A	114X
TEAL, CINNAMON	F	FL-LD	FULL	D	117	1/2SZ 5"LG	B	117B
						1/3SZ 3"LG	A	117X
STEAL, FALCATED	M	ROW	FULL	B	47	2/3SZ 8"LG	A	47X
TEAL, GARGANEY (EUROPEAN)	M	ROW	FULL	A	111			
TEAL, GREEN WINGED	M	FL-TO	FULL	D	71	1/3SZ 4"LG	A	71X
TEAL, GREEN-WINGED	F	FL-TO	FULL	D	72	1/2SZ 5 1/2"LG	B	72B
TEAL, GREEN-WINGED	M	ROW	FULL	B	73	2/3SZ 6"LG	A	73X
% TEAL, GREEN-WINGED	M	ST	FULL	C	74	1/2SZ 5"G	A	74X
TEAL, GREEN-WINGED	M	OWPR	FULL	C	75	1/2SZ 5"LG	A	75X
TEAL, GREEN-WINGED	M	LWS	FULL	C	76	1/2SZ 5"LG	A	76X
TEAL, GREEN-WINGED	M	FL-LD	FULL	D	77	1/3SZ 4"LG	A	77X
TEAL, GREEN-WINGED	M	OWHT	FULL	B	79	2/3SZ 6"LG	A	79X
TEAL, GREEN-WINGED	M	OW-HDEX-FD	FULL	C	80	1/2SZ 6"LG	A	80X
TEAL, GREEN-WINGED	F	ROW	FULL	B	81	2/3SZ 6"LG	A	81X
TEAL, GREEN-WINGED	F	ST	FULL	C	82	1/2SZ 5"LG	A	82X
TEAL, GREEN-WINGED	F	LWS	FULL	C	84	1/2SZ 5"LG	A	84X
TEAL, GREEN-WINGED	F	ST-AL	FULL	C	86	1/2SZ 5"LG	A	86X
TEAL, RINGED, (SO-AMER.)	M	ROW	FULL	C	279	1/2SZ 5"LG	A	279X
TUFTED DUCK, (EUROPEAN)	M	ROW	FULL	C	174	1/2SZ 5 1/2"LG	A	174X
WIDGEON	M	ROW	FULL	C	41	3/4SZ 10"LG	B	41B
						1/2SZ 6 1/2"LG	A	41X
WIDGEON	M	FL-LD	FULL	D	42	1/2SZ 6 1/2"LG	B	42B
						1/3SZ 4"G	A	42X
% WIDGEON	M	ST	FULL	C	44	2/3SZ 9"G	B	44B
						1/2SZ 6 1/2"LG	A	44X
WIDGEON	F	ROW	FULL	C	49	1/2SZ 6"LG	A	49X

WIDGEON	F	FD	FULL	C	51	1/2SZ 6"LG	A	51X
WIDGEON	F	ST	FULL	C	52	1/2SZ 6"LG	A	52X
WIDGEON (EURASIAN)	M	ROW	FULL	C	29	1/2SZ 6"LG	A	29X
WOOD DUCK	M	ROW	FULL	C	137	3/4SZ 10"LG	B	137B
WOOD DUCK						1/3SZ 4 1/2"LG	A	137X
% WOOD DUCK	M	ST	FULL	C	138	3/4SZ 9"LG	B	1388
						1/3SZ 4"LG	A	138X
WOOD DUCK	M	FL-LD	FULL	D	139	1/2SZ 8"LG	B	139B
						1/3SZ 5"LG	A	139X
WOOD DUCK	M	AGR	FULL	C	140	1/3SZ 6"LG	A	140X
WOOD DUCK	M	OW-FD	FULL	C	141	3/4SZ 9 1/2"LG	B	141B
						1/2SZ 6 1/2"LG	A	141X
WOOD DUCK	M	SET-REL	FULL	C	142	3/4SZ 9 1/2"LG	B	142B
						1/2SZ 6 1/2"LG	A	142X
WOOD DUCK	F	ROW	FULL	C	145	3/4SZ 8"LG	B	145B
						1/3SZ 4"LG	A	145X
WOOD DUCK	F	ST	FULL	C	146	1/2SZ 5 1/2"LG	A	146X
WOOD DUCK	F	FL-LD	FULL	D	147	1/2SZ 7"LG	B	147B
						1/3SZ 4 1/2"LG	A	147X
WOOD DUCK	M	OWPR	3/4SZ 10"LG	B	148B	1/2SZ 6 1/2"LG	A	148X
WOOD DUCK	F	SET-REL	3/4SZ 9"LG	a	150B			
WOOD DUCK	F	ST-CL	FULL	C	151	1/2SZ 7"LG	A	151X
WOOD DUCK	F	LWS	FULL	D	152	1/2SZ 5 1/2"LG	B	152B
						1/3SZ 3 1/2"LG	A	152X

#####GEESE#####

BRANT, AMERICAN	SIM	ROW	FULL	C	675	1/2SZ 8"LG	A	675X
GOOSE, BARNACLE	SIM	ROW	FULL	C	683	1/2SZ 8"LG	A	683X
GOOSE, CANADA	SIM	FL-LD	FULL	E	620E	1/2SZ 10"LG	D	620
			1/3SZ 6 1/2"LG	C	620C	1/6SZ 3 1/4"LG	A	620X
% GOOSE, CANADA	Sim	ST	FULL	E	621	1/2SZ 10-LG	C	621C
			1/3SZ 6 1/2"LG	B	621 B	1/5SZ 4"LG	A	621X
GOOSE, CANADA	SIM	ROW	FULL	D	622	3/4SZ 15"LG	C	622C
			1/2SZ 10"LG	B	622B	1/3SZ 6 1/2"LG	A	622X
GOOSE, CANADA	SIM	PROL	FULL	E	623E	1/3SZ 6 1/2"LG	C	623
GOOSE, CANADA	SIM	FD	1/2SZ 10"LG	C	625C	1/3SZ 6 1/2"LG	B	625B
						1/5SZ 4"LG	A	625X
GOOSE, CANADA	SIM	OWSL	FULL	D	626	1/2SZ 10"LG	B	626B
						1/3SZ 6"LG	A	626X
GOOSE, CANADA	SIM	AGR	FULL	E	627	1/2SZ 10"LG	C	627C
						1/4SZ 5"LG	A	627X
GOOSE, CANADA	SIM	FL	1/2SZ 16"LG	D	628			
GOOSE, CANADA	YOUNG	ROW-ST	FULL	B	629			
GOOSE, CANADA	SIM	OWPR	1/2SZ 10"LG	B	630B	1/3SZ 6 1/2"LG	A	630X
GOOSE, EMPEROR	SIM	ROW	FULL	D	692	1/2SZ 9"LG	B	692B
						1/3SZ 6"LG	A	692X
GOOSE, NENE	SIM	ROW	FULL	C	696	1/2SZ 7"LG	A	696X
GOOSE, RED-BREASTED	SIM	ROW	FULL	D	636	1/2SZ 8"LG	B	636B
						1/3SZ 5"LG	A	636X
# GOOSE, RICHARDSON'S	SIM	ROW	FULL	C	633	1/2SZ 8"LG	A	633X
GOOSE, ROSS'S	SIM	ROW	FULL	C	667	1/2SZ 8"LG	A	667X
GOOSE, SNOW & BLUE	SIM	ROW	FULL	D	652	1/2SZ 9"LG	B	652B
						1/3SZ 6"LG	A	652X
GOOSE, SNOW & BLUE	SIM	FL-LD	FULL	E	663	1/3SZ 7"LG	C	663C
GOOSE, SNOW & BLUE	SIM	OWSL	FULL	D	654	1/2SZ 9"LG	B	654B
						1/3SZ 6"LG	A	654X
GOOSE, SNOW & BLUE	SIM	ST-SLP	FULL	E	655	1/2SZ 10"LG	C	655C
						1/4SZ 5"LG	A	655X
GOOSE, WHITE-FRONTED	SIM	ROW	FULL	D	659	1/2SZ 9"LG	B	659B
						1/3SZ 6"LG	A	659X

COOTS, GREBES#####

LOONS, SWANS

COOT	SIM	ROW	FULL	B	850	2/3SZ 6 1/2"LG	A	850X
COOT	SIM	ST	FULL		851	1/2SZ 5"LG	A	851X
COOT	SIM	FL-TO	FULL		852	1/2SZ 7"LG	B	852B

Did you know that our Sister Store, Island [Woodcraft](#) Supplies is a “Woodturning Specialty Store”

COOT						1/3SZ 4"LG	A	852X
GREBE, EARED	SIM	ROW	FULL	B	883	2/3SZ 5"LG	A	883X
GREBE, HORNED	SIM	ROW	FULL	B	865	2/3SZ 6"LG	A	865X
% GREBE, PIED-BILLED	SIM	ROW	FULL	B	861	2/3SZ 4"LG	A	861X
GREBE, RED-NECKED	SIM	ROW	FULL	C	871	1/2SZ 5"LG	A	871X
GREBE, WESTERN	SIM	ROW	FULL	D	877	1/2SZ 8"LG	B	877B
						1/3SZ 5 1/2"LG	A	877X
GREBE, WESTERN	SIM	DSP-RUSH	1/2SZ 13"LG	C	878	1/4SZ 6 1/2"LG	A	878X
LOON, ARTIC	SIM	ROW	FULL	D	888	1/3SZ 6"LG	A	888X
LOON, COMMON	SIM	OWPR	FULL	D	853	1/2SZ 10"LG	B	853B
						1/3SZ 6 1/2"LG	A	853X
LOON, COMMON	SIM	OWFL	FULL	E	854E	1/2SZ 13"LG	D	854
			1/4SZ 6 1/2"LG	B	854B	1/6SZ 4"LG	A	854X
% LOON, COMMON	SIM	ROW	FULL	D	855	3/4SZ 14"LG	C	855C
			1/2 SZ 10 "LG	B	855B	1/3SZ 6"LG	A	855X
LOON, COMMON	SIM	ST	1/2SZ 13"LG	C	856	1/4SZ 6 1/2"LG	A	856X
LOON, COMMON	SIM	FL-TO	FULL	E	858	1/4SZ 8"LG	B	858B
						1/6SZ 5"LG	A	858X
LOON, COMMON	BABY	ROW	DAY OLD CHICK	A	859			
LOON, COMMON	SIM	CR-NST	1/2SZ 12"LG	C	868C	1/4SZ 6"LG	A	868X
LOON, COMMON	SIM	OW-WITH BABY	FULL	D	869	1/2SZ 10"LG	B	869B
						1/3SZ 6 1/2"LG	A	869X
LOON, RED-THROATED	SIM	ROW	FULL	D	892	1/2SZ 9"LG	B	892B
						1/3SZ 6"LG	A	892X
SWAN, MUTE	SIM	ROW	FULL	E	898	1/2SZ 17"LG	C	898C
			1/3SZ 11"LG	B	898B	1/5SZ 7"LG	A	898X
SWAN, WHISTLING	SIM	ROW	FULL	E	895	3/5SZ 18"LG	D	895D
			1/2SZ 15"LG	C	895C	1/3SZ 10"LG	B	895B
						MINI 6"LG	A	895X
% SWAN, WHISTLING	SIM	ST	1/2SZ 13 1/2"LG	C	896	1/4SZ 6 112"LG	A	896X
SWAN, WHISTLING	SIM	FL-LD	1/2SZ 22"LG	D	897D	1/4SZ 11"LG	B	897B
						1/6SZ 7"LG	A	897X
##### BIRDS OF PREY #####								
CONDOR, CALIFORNIA	SIM	FL-SO	1/2SZ 22"LG		2802	1/4SZ 11 "LG;	C	2802C
CONDOR, CALIFORNIA	SIM	ST	1/2SZ 20"LG	D	2803	1/4SZ 10"LG	B	2803B
CONDOR, CALIFORNIA	SIM	HD-ONLY	FULL	B	2812	2/3SZ 5"LG	A	2812X
EAGLE, BALD	SIM	FL-LD	FULL	E-2 SHTS	508E	1/2SZ 12"LG	D	608
			1/4SZ 6"LG	B	508B	MINI 4"LG	A	508X
EAGLE, BALD, & FLEDGING	SIM	ST-NST	1/2SZ 14"LG	D	516	1/4SZ 7"LG	B	516B
EAGLE, BALD	SIM	ST	FULL	D	518	1/2SZ 14"LG	C	518C
			1/3SZ 9"LG	B	518B	1/4SZ 7"LG	A	518X
EAGLE, BALD	SIM	HD-ONLY	1 1/2 X SIZE	C	593	FULL	B	593B
						3/4 SIZE	A	593X
EAGLE, BALD	M & F	MTGFL	FULL	EE-2 SHT	600EE	1/2SZ 13"LG	E	600
			1/4SZ 6 1/2"LG	C	600C	1/8SZ 3"LG	A	600X
EAGLE, BALD, M & F & YOUNG		PR-WO	MINI 6"LG	C	610			
EAGLE, BALD	SIM	FL-SO	1/4SZ 7 1/2"LG	B	836	1/6SZ 5"LG	A	836X
EAGLE, BALD	SIM	ST-W/F-WO	1/2SZ 14"LG	D	933	1/6SZ 5"LG	A	933X
EAGLE, BALD	SIM	PR-HDDN	1/3SZ 9"LG	B	944B	MINI 6"LG	A	944X
EAGLE, BALD	SIM	HD-ONLY-MO	FULL	C	974	1/2SZ 4"LG	A	974X
EAGLE, BALD	YOUNG 3 WKS OLD, 2 POS		1/2SZ 3"LG	B	981			
EAGLE, GOLDEN	SIM	FL-ATT	2/3SZ 18"LG	E	745	1/2SZ 14"LG	D	745D
			1/4SZ 7"LG	B	745	1/6 SZ 4 1/2"LG	A	745X
EAGLE, GOLDEN	SIM	ST	FULL	D	913	1/2SZ 15"LG	C	913C
						1/4SZ 7 1/2"LG	A	913X
EAGLE, GOLDEN	SIM	HO-ONLY	FULL	B	914	2/3SZ 4"LG	A	914X
EAGLE, HARPY	SIM	ST-W/P	1/2SZ 17"LG	D	971	1/4SZ 8 1/2"LG	B	971B
EAGLE, HARPY	SIM	PR	1/2SZ 18"HG	D	977	1/4SZ 9"HG	B	977B
						1/6SZ 6"HG	A	977X
EAGLE, HARPY	SIM	FL-LD	1/2SZ 17"LG	E	980	1/4SZ 8 112"LG	C	980C
						1/8SZ 4 1/2"LG	A	980X
% FALCON, PEREGRINE	SIM	PR	FULL	C	504	2/3SZ 11"LG	B	504B
						1/2SZ 8"LG	A	504X
FALCON, PEREGRINE	SIM	FL-SO	FULL	D	505	1/2SZ 8"LG	B	505B
						1/3SZ 5 1/2"LG	A	505X
FALCON, PEREGRINE	SIM	FL-LD	FULL	D	547	1/2SZ 8"LG	B	547B
						1/3SZ 5 1/2"LG	A	547X

Any Questions, give us a call. “ It’s Free” 1-800-663-1101 or email to: info@woodcarvingsupplies.com

FALCON, PEREGRINE	SIM	FL-ATT	FULL	E	741	1/2SZ 8 1/2"LG	C	741C
						1/4SZ 4 1/4 "LG	A	741X
FALCON, PEREGRINE	SIM	AGR	FULL	C	966	1/2SZ 8"LG	A	966X
FALCON, PRAIRIE	SIM	PR	FULL	C	728	1/2SZ 8 1/2"LG	A	728X
FALCON, PRAIRIE	SIM	FL-LD	FULL	D	729			
% GOSHAWK	SIM	PR	FULL	D	526	1/2SZ 10"HG	B	526B
						1/3SZ 6 1/2"HG	A	526X
GOSHAWK	SIM	FL-LD	1/2SZ 11"LG	D	748	1/6SZ 4"LG	A	748X
GOSHAWK	SIM	ST-WO-W/P	FULL	E	839	1/4SZ 5 1/2"LG	A	839X
% GYRFALCON	SIM	ST	FULL	D	747	1/2SZ 11"LG	B	747B
						1/3SZ 7"LG	A	747X
GYRFALCON	SIM	PR-AL	FULL	D	2835	1/2SZ 10"LG	B	2835B
						1/3SZ 7"LG	A	2835X
HAWK, BROAD-WINGED	SIM	PR	FULL	C	823	1/2SZ 8"LG	A	823X
HAWK, BROAD-WINGED	SIM	AGR	FULL	C	847	1/2SZ 7 1/2"LG	A	847X
HAWK, COOPER'S	SIM	FL-LD	FULL	D	826	1/3SZ 6"LG	A	826X
HAWK, COOPER'S	SIM	PR	FULL	C	911	1/2SZ 8"LG	A	911X
HAWK, FERRUGINOUS	SIM	PR	FULL	D	979	1/2SZ 11"HG	B	979B
						1/3SZ 7 1/2"HG	A	979X
HAWK, HARRIS	SIM	ST	FULL	D	2843	1/2SZ 12"LG	B	2843B
						1/3SZ 8"LG	A	2843X
% HAWK, KESTREL	SIM	PR	FULL	C	507	1/2SZ 5"LG	A	507X
HAWK, KESTREL	SIM	FL-LD	FULL	D	582	1/2SZ 5"LG	B	582B
						1/3SZ 3 1/2"LG	A	682X
HAWK, KESTREL	SIM	FL-ATT	FULL	D	797			
HAWK, KESTREL	SIM	ST-HDDN-W/M	FULL	C	811	1/2SZ 5"LG	A	811X
HAWK, KESTREL	SIM	PR-REL	FULL	C	827	1/2SZ 5"LG	A	827X
HAWK, MARSH	SIM	ST	FULL	D	746	1/3SZ 7"LG	A	746X
HAWK, RED-SHOULDERED	SIM	ST	FULL	D	545	1/2SZ 10"HG	B	545B
						1/3SZ 7"HG	A	545X
HAWK, RED-SHOULDERED	SIM	FL-LD	1/2SZ 11"LG	D	597			
% HAWK, RED-TAILED	SIM	PR	FULL	D	525	1/2SZ 10"LG	B	525B
						1/3SZ 7"LG	A	525X
HAWK, RED-TAILED	SIM	FL-SO	FULL	E	572	1/2SZ 10"LG	C	572C
						1/4SZ 5"LG	A	572X
HAWK, RED-TAILED	SIM	FL-LD	1/2SZ 10"LG	D	596	1/4SZ 5"LG	B	596B
						1/6SZ 3 1/2"LG	A	596X
HAWK, RED-TAILED	SIM	HD-ONLY	FULL	A	938			
HAWK, RED-TAILED	SIM	PR-AL	FULL	D	978	1/2SZ 10"HG	B	978B
						1/3SZ 7"HG	A	978X
HAWK, ROUGH-LEGGED	SIM	PR	FULL	D	923	1/2SZ 10"LG	B	923B
						1/3SZ 6 1/2-LG	A	923X
HAWK, SHARP-SHINNED	SIM	PR	FULL	C	831	1/2SZ 6"LG	A	831X
HAWK, SHORT-TAILED	SIM	PR	FULL	C	2844	1/2SZ 7"LG	A	2844X
KITE, BLACK-SHOULDERED	SIM	ST-WO	FULL	D	822			
KITE, SWALLOW-TAILED	SIM	PR	FULL	D	959	1/2SZ 10"LG	B	959B
						1/3SZ 7"LG	A	959X
MERLIN	SIM	PR	FULL	C	798	1/2SZ 51/2"LG	A	798X
OSPREY	SIM	FL-W/F	1/2SZ 12"LG	D	517	1/6SZ 4"LG	A	517X
% OSPREY	SIM	PR	FULL	D	609	1/2SZ 12"LG	B	609B
						1/3SZ 8"LG	A	609X
OSPREY	SIM	HD-ONLY	FULL	A	830			
OSPREY	SIM	FL-LD	FULL	E	837			
OSPREY	SIM	PR-AL	FULL	D	993	1/2SZ 11 1/2"LG	B	993B
						1/3SZ 8"LG	A	993X
OWL, BARN	SIM	ST	FULL	D	535	1/2SZ 8 1/2"LG	B	535B
						1/3SZ 5 1/2"LG	A	535X
OWL, BARN	SIM	PR-WO-HDTR	FULL	D	832D	1/2SZ 8"LG	C	832.
						1/4SZ 4"LG	A	832X
OWL, BARRED	SIM	PR	FULL	D	785	1/3SZ 6 1/2"LG	A	785X
OWL, BARRED	SIM	FL-LD	1/2SZ 11"LG	C	786	1/4SZ 5 1/2"LG	A	786X
OWL, BARRED	SIM	AGR	FULL	D	967	1/2SZ 10"LG	B	967B
\$ OWL, BOOBOOK (AUSTRALIAN)	SIM	PR-HDTR	FULL	C	2849	1/2SZ 7"LG	A	2849X
OWL, BURROWING	SIM	ST	FULL	C	732	1/2SZ 5"LG	A	732X
% OWL, ELF	SIM	PR	FULL	A	816			
\$ OWL, FLAMMULATED	SIM	PR	FULL	B	2847			
OWL, GREAT GRAY	SIM	PR-HDTR	FULL	E	780	1/2SZ 14"LG	C	780C
						1/4SZ 7"LG	A	780X
OWL, GREAT HORNED	SIM	PR	FULL	D	515	1/2SZ 10"LG	B	515B
OWL, GREAT HORNED	SIM	FL-ATT	FULL	E	744	1/2SZ 9"LG	C	744C

OWL, GREAT HORNED						1/4SZ 5"LG	A	744X
OWL, GREAT HORNED	SIM	ST-WO	1/2SZ 11"LG	D	916	1/6SZ 4"LG	A	916X
OWL, HAWK	SIM	PR	FULL	C	9"	1/2SZ 7"LG	A	964X
OWL, NORTHERN SPOTTED	SIM	PR	FULL	C	942	1/2SZ 8 1/2"LG	A	942X
OWL, PYGMY	SIM	PR	FULL	B	585			
% OWL, PYGMY	SIM	PR-HDTR	FULL	B	771	2/3SZ 5"LG	A	771X
OWL, SAW-WHET	SIM	PR	FULL	B	514	2/3SZ 4 1/2"LG	A	514X
OWL, SAW-WHET	SIM	FL-LD	FULL	C	648	1/2SZ 3 1/2"LG	A	648X
OWL, SAW-WHET	SIM	PR-HDTR	FULL	B	172	2/3SZ 4 1/2-LG	A	772X
OWL SCREECH	SIM	PR	FULL	C	513	1/2SZ 4"LG	A	513X
OWL, SCREECH	SIM	FL-LD	FULL	D	632	1/2SZ 4 1/2"LG	B	532B
OWL, SCREECH	SIM	PR-W/M	FULL	C	795	1/2SZ 4 1/2"LG	A	795X
OWL, SHORT-EARED	SIM	PR	FULL	C	841	1/2SZ 7"LG	A	841X
%OWL, SNOWY	SIM	PR	FULL	D	512	1/2SZ 10"LG	B	512B
						1/3SZ 7"LG	A	512X
OWL, SNOWY	SIM	FL-LD	1/3SZ 8 1/2"LG	C	608	1/6SZ 4"LG	A	608X
OWL, SNOWY	SIM	PR-FL-LD	MINI 6"LG	B	611			
VULTURE, TURKEY	SIM	ST	1/2SZ 11"LG	C	598			
##### GAME BIRDS#####								
CHACHALACA, PLAIN	SIM	PR	FULL		385	1/2SZ 9"LG	A	385X
% GROUSE, RUFFED	SIM	ST	FULL	C	391	3/4SZ 9"HG	B	391B
						1/2SZX 5-HG	A	391X
GROUSE, RUFFED	M	ST-DRM	FULL	D	392	1/2SZX 6"LG	B	392B
						1/3SZ 4"HG	A	392X
GROUSE, RUFFED	M	ST-DSP	FULL	C	393	3/4SZ 8"LG	B	393B
						1/2SZ 6"LG	A	393X
\$ GROUSE, RUFFED	SIM	FL-TO	FULL	C	394	1/2SZ 7 1/2"LG	A	394X
GROUSE, SAGE	M	FL	1/2SZ 14"LG	C	465C	1/4SZ 7"LG	A	465X
GROUSE, SAGE	M	DIS	FULL	D	466	1/2SZ 8"HG	B	466B
						1/3SZ 5 1/4HG	A	466X
GROUSE, SHARP-TAILED	M	ST-POS	FULL	D	417	1/2SZ 6"LG	B	417B
						1/3SZ 4"LG	A	417X
GROUSE, SHARP-TAILED	SIM	SED	FULL	C	418	1/2SZ 6"LG	A	418X
GROUSE, SPRUCE	M	ST	FULL	C	468	1/2SZ 6 1/2"LG	A	468X
GROUSE, SPRUCE	M	FL-TO	FULL	D	470	1/2SZ 7"LG	B	470B
						1/3SZ 4 1/2"LG	A	470X
PARTRIDGE, CHUCKAR	SIM	ST	FULL	C	381	1/2SZ 6"LG	A	381X
PEAFOWL (PEACOCK)	M	ST	1/2SZ 36"LG	E	453	1/5SZ 12"LG	B	463B
						1/8SZ 8"LG	A	463X
PHEASANT, GOLDEN	M	WLK	FULL	D	432	1/2SZ 20"LG	B	432B
						1/3SZ 13"LG	A	432X
% PHEASANT, RING-NECKED	M	ST	FULL	D	396	1/2SZ 15"LG	B	396B
						1/3SZ 10"LG	A	396X
PHEASANT, RING-NECKED	M	FL-TO	FULL	D	397	1/2SZ 15"LG	C	397C
						1/4SZ 7 1/2"LG	A	397X
PHEASANT, RING-NECKED	M	CR-SNK	FULL	D	398	1/2SZ 15"LG	B	398B
						1/3SZ 10 1/2"LG	A	398X
PHEASANT, RING-RECKED	M	RN-TAIL-UP	FULL	D	400	1/2SZ 11"LG	C	400C
						1/4SZ 5 1/2"LG	A	400X
PHEASANT, RING-NECKED	F	SNK	FULL	D	404	1/2SZ 11"LG	B	404B
						1/3SZ 7"LG	A	404X
PRAIRIE CHICKEN, GREATER	M	DSP	FULL	D	406	1/2SZX 6"LG	B	406B
						1/3SZ 4"LG	A	406X
PTARMIGAN WHITE-TAILED	M	WLK	FULL	C	455	1/2SZ 6"LG	A	455X
PTARMIGAN WILLOW	M	ST	FULL	C	409	1/2SZ 7"LG	A	409X
QUAIL, BOBWHITE	SIM	FL-TO	FULL	C	411	1/2SZ 5"LG	A	411X
QUAIL, BOBWHITE	SIM	SET-REL	FULL	B	412	2/3SZ 5"LG	A	412X
% QUAIL, BOBWHITE	SIM	ST	FULL	B	413	1/2SZ 3 1/2"HG	A	413X
QUAIL, BOBWHITE	SIM	ST-SINGING	FULL	C	414	1/2SZ 4 1/2"LG	A	414X
QUAIL, BOBWHITE	SIM	SET-CR	FULL	B	415	2/3SZ 5"LG	A	415X
QUAIL, BOBWHITE	SIM	FD	FULL	B	416	2/3SZ 5"LG	A	416X
% QUAIL, CALIFORNIA	M	ST	FULL	B	459	23SZ 5"LG	A	459X
QUAIL, CALIFORNIA	M	ST-AL	FULL	B	461	2/3SZ 6"LG	A	461X
QUAIL, GAMBEL'S	M	SET-CR	FULL	B	434	2/3SZ 6"LG	A	434X
% QUAIL, GAMBEL'S	M	ST	FULL	B	438	2/3SZ 6"LG	A	438X
QUAIL, GAMBEL'S	M & F	ST-AL-FD	FULL	C	439	1/2SZ 4 1/2"LG	A	439X
QUAIL, GAMBEL'S	M	FL-LD	FULL	C	440	1/2SZ 4 1/2"LG	A	440X

QUAIL, GAMBEL'S	YOUNG	ST-FD-RN-WO	FULL	B	443			
QUAIL, HARLEQUIN	M	CR	FULL	B	425	2/3SZ 5"LG	A	425X
QUAIL, MOUNTAIN	SIM	ST	FULL	B	421	2/3SZ 6"LG	A	421X
-	SIM	ST	FULL	A	444	2/3SZ 6"LG	A	444X
QUAIL, SCALED								
% SNIPE, COMMON	SIM	ST	FULL	B	386	2/3SZ 5"LG	A	386X
SNIPE, COMMON	SIM	FL-LD	FULL	C	387	1/2SZ 4"LG	A	387X
TURKEY, WILD	M	WLK	FULL	E	447E	1/2SZ 17"LG	D	447
			1/3SZ 13"LG	C	447C	1/4SZ 9"LG	B	447B
						MINI 6 1/2"LG	A	447X
TURKEY, WILD	M	DSP	FULL	E	448E	1/2SZ 13"LG	D	448
TURKEY, WILD			1/4SZ 6"LG	B	448B	1/6SZ 4"LG	A	448X
TURKEY, WILD	F	ST	FULL	E	450	1/2SZ 12 1/2"LG	C	450C
						1/4SZ 6 1/4"LG	A	450X
WOODCOCK	SIM	WLK-FL-LD	FULL	D	376	1/2SZ 4"LG	B	376B
						1/3SZ 3"LG	A	376X
% WOODCOCK	SIM	CR	FULL	B	377			
WOODCOCK	SIM	SET	FULL	B	378			
WOODCOCK	SIM	ST-TSP	FULL	B	379	2/3SZ 5"LG	A	379X
WOODCOCK	SIM	PROL	FULL	C	380	1/2SZ 3 1/2"LG	A	380X

#####SHORE BIRDS ##### SEA BIRDS#####

ANHINGA	SIM	PR	FULL	D	917	1/3SZ 7"LG	A	917X
ANKLET, CRESTED	SIM	ST	FULL	B	2806	2/3SZ 5"LG	A	2806X
AVOCET, AMERICAN	SIM	FD	FULL	C	524	2/3SZ 9"LG	B	524B
AVOCET, AMERICAN	SIM	FL-LD	FULL	D	588	1/2SZ 7"LG	A	524X
						2/3SZ 9"LG	C	588C
						1/3SZ 4 1/2"LG	A	588X
AVOCET, AMERICAN	SIM	ST	FULL	C	805	2/3SZ 7"LG	B	805B
						1/2 SZ 5 1/2"LG	A	805X
BITTERN, AMERICAN	SIM	ST-HD-UP	FULL	D	751	1/2SZ 11"HG	B	751B
						1/3SZ 7"HG	A	751X
BITTERN, LEAST	SIM	PR-HD-UP	FULL	C	761	1/2SZ 5 1/2"LG	A	761X
BITTERN, LEAST	SIM	PR-REL	FULL	B	2805	2/3SZ 6"LG	A	2805X
BOOBY, BLUE-FOOTED	SIM	ST	FULL	D	950	1/2SZ 10"LG	B	950B
						1/3SZ 6"LG	A	950X
CORMORANT, BRANDY'S	SIM	ST	FULL	D	904			
CORMORANT, DBLE-CRESTED	SIM	ST-WO	1/2SZ 11"HG	C	901C	1/4SZ 5 1/2"HG	A	901X
CORMORANT, DBLE-CRESTED	SIM	ROW	FULL	D	988	1/2SZ 9"LG	B	988B
						1/3SZ 6"LG	A	983X
CORMORANT, DBLE-CRESTED	SIM	ST	FULL	D	2817	1/2SZ 9"HG	B	2817B
						1/3SZ 6" HG	A	2817X
CRANE, SANDHILL	SIM	ST	FULL	E	590	3/4SZ 32"HG	D	590D
			1/2SZ 22"HG	C	590C	1/4SZ 11" HG	A	590X
CRANE, SANDHILL	SIM	DIS	1/4SZ 11"HG	D	989	1/8SZ 5 1/2"HG	B	989B
CRANE, WHOOPING	SIM	ST	1/3SZ 17"HG	D	559	MINI 41/2"HG	A	559X
CRANE, WHOOPING	SIM	FL	MINI 4 1/2"LG	A	752X			
CURLEW, ESKIMO	SIM	PROL	FULL	C	560	1/2SZ 3 1/2"LG	A	560X
\$ CURLEW, ESKIMO	SIM	ST	FULL	B	2846	2/3SZ 5"HG	A	2846X
CURLEW, LONG-BILLED	SIM	ST	FULL	C	527	1/2SZ 7"LG	A	527X
CURLEW, LONG-BILLED	SIM	FD	FULL	C	528	1/2SZ 7 1/2"LG	A	528X
DOVEKIE	SIM	ST	FULL	B	594	2/3 SZ 5"LG	A	594X
DOWITCHER, LONG-BILLED	SIM	ST	FULL	B	546	2/3SZ 5"LG	A	546X
DUNLIN	SIM	ST	FULL	B	810	2/3SZ 5"LG	A	810X
EGRET, CATTLE	SIM	PR	FULL	D	739	1/2SZ 7"HG	B	739B
						1/3SZ 5"HG	A	739X
EGRET, GREAT	SIM	ST	FULL	E	787	1/2SZ 13 1/2"HG	C	787C
						1/4SZ 7"HG	A	787X
EGRET, REDDISH	SIM	ST	FULL	B	2818	1/3SZ 6 1/2"HG	A	2818X
EGRET, SNOWY	SIM	ST	FULL	D	921	2/3SZ 10"LG	C	921C
						1/3 SZ 5"LG	A	921X
FLAMINGO	SIM	FD	1/2SZ 20"HG	D	796	1/6SZ 6 1/2"HG	A	796X
FLAMINGO	Sim	ST-HD-UP	2/3SZ 36"HG	E	820E	1/3SZ 18"HG	C	820
						1/6SZ 9"HG	A	820X
FRIGATE-BIRD, GREAT	M	FL-SO	1/4SZ 10"LG	C	972	1/8SZ 5"LG	A	972X
% GALLINULE, PURPLE	SIM	ST	FULL	C	849	1/2SZ 5"LG	A	849X
GALLINULE; PURPLE	SIM	ROW	FULL	B	2822	2/3SZ 6"LG	A	2822X
GANNET, NORTHERN	SIM	ST	FULL	D	846	1/3SZ 7"LG	A	846X

GANNET, NORTHERN	SIM	ST-WO	FULL	E	932	1/2SZ 14"LG	C	932C
						1/4SZ 7"LG	A	932X
GODWIT, HUDSONIAN	SIM	ST	FULL	C	945	1/2SZ 6 1/2"HG	A	945X
GODWIT, MARBLED	SIM	WLK	FULL	C	581	1/2SZ 5 1/2"LG	A	681X
GULL, BONAPARTES	SIM	ROW	FULL	B	551	2/3SZ 7"LG	A	551X
% GULL, BONAPARTES	SIM	ST	FULL	B	2821	2/3SZ 7"LG	A	2821X
GULL, FRANKLINS	SIM	FL-SO	FULL	D	931	1/3SZ 4 1/2"LG	A	931X
GULL, HERRING	SIM	ROW	FULL	C	603	2/3SZ 9"LG	B	503B
						1/2SZ 7"LG	A	503X
GULL, HERRING	SIM	ST	FULL	C	540	1/3SZ 6"LG	A	640X
GULL, HERRING	SIM	FL-SO	1/2SZ 12"LG	C	679	1/4SZ 6"LG	A	579X
GULL, HERRING	SIM	FL-LD	FULL	E	736	1/2SZ 10"LG	C	736C
						1/4SZ 6"LG	A	736X
GULL, LAUGHING	SIM	ROW	FULL	C	558	1/2SZ 6"LG	A	558X
GULL, LAUGHING	SIM	ST-CL	FULL	C	825	1/2SZ 7 1/2"LG	A	825X
GULL, LITTLE	SIM	FL-LD	FULL	C	539	1/2SZ 4 1/2"LG	A	639X
GULL, RING-BILLED	SIM	ST	FULL	C	784	1/2SZ 8"LG	A	784X
GULL, SABINE'S	SIM	ST	FULL	C	2808	1/2SZ 5"LG	A	2808X
% HERON, GREAT BLUE	SIM	ST	FULL	E	533	3/4SZ 26"HG	D	533D
			1/2SZ 17"HG	C	533C	1/3SZ 11 1/2"HG	B	533B
						1/6SZ 5 3/4"HG	A	533X
HERON, GREAT BLUE	SIM	CR-FISHING	1/2SZ 16"LG	D	583D	1/38Z 11"LG	C	683
HERON, GREAT BLUE						1/6SZ 5 1/2"LG	A	683X
HERON, GREAT BLUE	SIM	FL-TO	FULL	EE	2834EE	1/3SZ 12"LG	C	2834
						1/6SZ 6"LG	A	2834X
HERON, GREEN	SIM	ST	FULL	C	571	1/2SZ 6 1/2"LG	A	571X
% HERON, GREEN	SIM	CR-FISHING	FULL	C	963	1/2SZ 8"LG	A	963X
HERON, LITTLE BLUE	SIM	ST	FULL	D	922	1/3SZ 5"LG	A	922X
HERON, LOUISIANA(TRICOLOR)	SIM	ST	FULL	D	740	1/3SZ 5"HG	A	740X
IBIS, WHITE	SIM	ST	FULL	D	750	1/3SZ 6"LG	A	750X
JAEGER, LONG-TAILED	SIM	FL-SO	FULL	D	2800	1/2SZ 10"LG	B	2800B
JAEGER, LONG-TAILED	SIM	ST	FULL	C	2801	1/2SZ 10 "LG	A	2801X
KNOT, RED	SIM	ST	FULL	B	783	2/3SZ 5"LG	A	783X
LAPWING	SIM	ST	FULL	C	799	1/2SZ 5"LG	A	799X
MOORHEN, COMMON	SIM	WLK	FULL	C	2823	1/2SZ 6"LG	A	2823X
MOORHEN, COMMON	SIM	ROW	FULL	B	2824	1/2SZ 6"LG	A	2824X
NIGHT-HERON-BLACK-CRND	SIM	PR	FULL	D	840	2/3SZ 11"LG	C	840C
						1/3SZ 5 1/2"LG	A	840X
NIGHT-HERON, YELLOW-CRND	SIM	ST	FULL	D	976	1/2SZ 9"HG	B	976B
						1/3SZ 6"HG	A	976X
OYSTER CATCHER	SIM	ST	FULL	C	735	1/2SZ 7 1/2"LG	A	735X
PELICAN, BROWN	SIM	SET	FULL	E	556	1/2SZ 12"LG	C	556C
			1/3SZ 8"LG	B	556B	1/4SZ 6"LG	A	556X
% PELICAN, BROWN	SIM	ST	FULL	E	564	1/2SZ 13"HG	C	564C
			1/3SZ 9"HG	B	564B	1/4SZ 6 1/2"HG	A	664X
PELICAN, BROWN	SIM	FL-LD	1/2SZ 12"LG	E	565	1/4SZ 6"LG	C	565C
PELICAN, BROWN	SIM	ROW	1/2SZ 12"LG,	C	738	1/4SZ 6"LG	A	738X
PELICAN, BROWN	SIM	PROL	1/2SZ 13"HG	D	806	1/3SZ 9"HG	C	806C
			1/4SZ 6 1/2"HG	B	806B	1/6SZ 5"HG	A	806X
PELICAN, BROWN	SIM	GLIDING	1/3SZ 9"LG	D	2810	1/6SZ 4 1/2"LG	B	2810B
\$ PELICAN, BROWN	SIM	DIVING	1/3SZ 9"LG	C	2842	1/6SZ 4 1/2"LG	A	2842X
PENGUIN, ADELINE	SIM	ST	1/2SZ 13"HG	C	599	1/4SZ 6 1/2"HG	A	599X
PENGUIN, EMPEROR	SIM	ST-HDDN	FULL	E	998	1/2SZ 13"HG	C	998C
% PENGUIN, EMPEROR	SIM	ST	2/3SZ 21"HG	D	733	1/3SZ 11"HG	B	733B
						1/6SZ 7"HG	A	733X
PENGUIN, LITTLE	SIM	ST	FULL	C	997	1/2SZ 5"HG	A	997X
PHALAROPE, RED	F	ROW	FULL	A	541			
PHALAROPE, RED	F	ST	FULL	B	2804			
\$ PHALAROPE, WILSON'S	F	ROW-FD	FULL	B	2840			
PLOVER, BLACK-BELLIED	SIM	ST	FULL	C	759	1/2SZ 5 1/2"LG	A	759X
PLOVER, GOLDEN	SIM	ST	FULL	B	529	2/3SZ 5"LG	A	529X
PLOVER, GOLDEN	SIM	FD	FULL	B	530			
% PLOVER, PIPING	SIM	WLK	FULL	A	984			
PLOVER, SEMIPALMATED	SIM	ST-FD-FL-WLK	FULL	C	939-	1/2SZ 3 1/2"LG	A	939X
% PUFFIN, COMMON	SIM	ST	FULL	C	534	1/2SZ 5"HG	A	534X
PUFFIN, COMMON	SIM	ROW	FULL	B	818	2/3SZ 6"LG	A	818X
PUFFIN, TUFTED	SIM	ROW	FULL	C	767	1/2SZ 6"LG	A	767X
PUFFIN, TUFTED	SIM	ST	FULL	C	768	1/2SZ 6"LG	A	768X
RAIL, CLAPPER	SIM	ST-WO	FULL	C	731	1/2SZ 6"LG	A	731X
RAIL KING	SIM	WLK	FULL	C	587	1/2SZ 6"LG.	A	587X

RAIL, SORA	SIM	WLK	FULL	B	578	2/3SZ 4"LG	A	578X
RAIL, VIRGINIA	SIM	WLK	FULL	B	803	2/3SZ 5 1/2"LG	A	803X
RAZORBILL	SIM	ST	FULL	C	991	1/2SZ 7"LG	A	991X
% SANDERLING	SIM	WLK	FULL	B	573	1/2SZ 4"LG	A	940X
SANDERLING	SIM	FD-FL-LD	FULL	C	940			
SANDPIPER, LEAST	SIM	ST	FULL	A	970			
SANDPIPER, SOLITARY	SIM	ST	FULL	B	602	2/3SZ 4 1/2"LG	A	602X
% SANDPIPER, SPOTTED	SIM	ST-CR	FULL	C	757	1/2 SZ 3"LG	A	757X
SANDPIPER, STILT	SIM	ST	FULL	B	844	2/3SZ 4 1/2-LG	A	844X
SANDPIPER, UPLAND	SIM	ST	FULL	C	962	1/2SZ 4"HG	A	962X
SKIMMER, BLACK	SIM	ST	FULL	D	754	1/3SZ 6"LG	A	754X
SKIMMER, BLACK	SIM	FL	1/2SZ 10"LG	C	808	1/4SZ 5"LG	A	808X
SKIMMER, BLACK	SIM	SET-WITH CHICKS	FULL	C	2838	1/2SZ 7"LG	A	2838X
SPOONBILL, ROSEATE	SIM	ST	FULL	D	835	1/2SZ 9"HG	B	835B
						1/3SZ 6"HG	A	835X
STILT, BLACK-NECKED	SIM	ST	FULL	C	523	1/2SZ 4"LG	A	523X
STORK, WOOD	SIM	ST	FULL	E	812E	1/2SZ 6"HG	D	812
						1/6SZ 5"HG	A	812X
TERN, ARTIC	SIM	FL	FULL	D	769	1/3SZ 5"LG	A	769X
TERN, ARTIC	SIM	ST WO	FULL	C	996	1/2SZ 7 1/2"LG	A	996X
TERN, ARTIC	SIM	ST	FULL	C	2813	1/2SZ 7"LG	A	2813X
TERN, BLACK	SIM	ST	FULL	B	819	2/3SZ 7"LG	A	819X
TERN, BLACK	SIM	FL-SO	FULL	C	930	1/2SZ 5"LG	A	930X
TERN, CASPIAN	SIM	FL-SO	FULL	D	804	1/3SZ 7"LG	A	804X
TERN, CASPIAN	SIM	ST	FULL	D	920	1/2SZ 8"LG	B	920B
						1/3SZ 5"LG	A	920X
TERN, COMMON	SIM	FL-LD	FULL	D	589	1/2 SZ 7"LG	B	589B
TERN, COMMON	SIM	ROW	FULL	B	790			
% TERN, COMMON	SIM	ST	FULL	B	946	1/2SZ 6"LG	A	946X
TERN, COMMON	SIM	DSP	FULL	C	2815	1/2SZ 6"LG	A	2815X
TERN, LEAST	SIM	FL-SO	FULL	C	834	1/2SZ 4 1/2"LG	A	834X
TERN, LEAST	SIM	FL-LD	FULL	C	838	1/2SZ 4 1/2"LG	A	838X
TERN, LEAST	SIM	ST	FULL	B	912			
TERN, LEAST	YOUNG	ST-SET	FULL	A	975			
TERN, ROYAL	SIM	WLK	FULL	C	777	1/2SZ 9"LG	A	777X
\$ TERN, WHITE (SOUTH PACIFIC)	SIM	FL-SO	FULL	C	2850	1/2SZ 6"LG	A	2850X
TROPICBIRD, RED-BILLED	SIM	FL-SO	FULL	D	2814	1/2SZ 8 1/2-LG	B	2814B
TURNSTONE, RUDDY	SIM	ST	FULL	A	765	2/3SZ 5"LG	A	765X
WHIMBREL	SIM	ST	FULL	C	965	1/2SZ 5"HG	A	965X
WILLET	SIM	FD	FULL	C	555	1/2SZ 5 1/2"LG	A	555X
YELLOWLEGS, GREATER	SIM	ST	FULL	C	568	1/2SZ 5"LG	A	568X
YELLOWLEGS, GREATER	SIM	FD	FULL	C	941	1/2SZ 6"LG	A	941X
YELLOWLEGS, LESSER	SIM	WLK	FULL	A	522	2/3SZ 5"LG	A	522X
YELLOWLEGS, LESSER	-SIM	ST	FULL	B	543	2/3SZ 5"LG	A	543X
YELLOWLEGS, LESSER	SIM	ST-HD-0N	FULL	B	809	2/3SZ 5"HG	A	809X

SONG BIRDS ##### MISCELLANEOUS

BANANQUIT (WEST INDIES)	SIM	PR-FL-LD	FULL	B	960			
% BLACKBIRD, RED-WINGED	M	PR-FL-LD	FULL	C	538	1/2SZ 4-LG	A	638X
BLACKBIRD, RED-WINGED	M	DSP	FULL	C	828	1/2SZ 4"LG	A	828X
BLACKBIRD, YELLOW-HEADED	M	PR-FL-LD	FULL	C	994	1/2SZ 4"LG	A	994X
% BLUEBIRD, EASTERN	SIM	PR-FL-LD	FULL	C	601	1/2SZ 2 3/4"LG	A	601X
BLUEBIRD, EASTERN	FLEDG.	PR	FULL	A	937			
BOBOLINK	M	PR-FL-LD	FULL	C	833	1/2SZ 3"LG	A	833X
% BUNTING, INDIGO	SIM	PR-FL-LD	FULL	B	607			
BUNTING, LARK	SIM	PR-FL-LD	FULL	C	2807	1/2SZ 3"LG	A	2807X
% BUNTING, PAINTED	SIM	PR-FL-LD	FULL	B	2819	2/3SZ 3"LG	A	2819X
BUNTING, SNOW	SIM	ST-FL-LD	FULL	C	606	1/2SZ 3"LG	A	606X
CANARY, TAME	SIM	PR	FULL	A	570			
% CARDINAL	M & F	PR-FL-LD-AGR	FULL	D	544	1/2SZ 4"LG	B	5446
CARDINAL	FLEDG.	PR	FULL	A	935			
CATBIRD	SIM	PR-FL-LD	FULL	C	619	1/2SZ 4"LG	A	619X
S CHAFFINCH	SIM	PR	FULL	A	2837			
% CHICKADEE, BLACK-CAPPED	SIM	PR	FULL	A	519			
CHICKADEE, BLACK-CAPPED	SIM	FD-FL-LD	FULL	C	584			
CHICKADEE, BLACK-CAPPED	FLEDG.	PR	FULL	A	753			
CHICKEN	CHICK	ST, 3 POSITIONS	FULL	A	2836			

Can't find it!, Don't hesitate to call and Ask. 1-800-663-1101

CHICKEN, BANTI	M	WLK	FULL	D	749	1/2SZ 5"HG	B	749B
						1/3SZ 3 1/2"HG	A	749X
CHICKEN, BANTI	F	WLK	FULL	C	2820	1/2SZ 4"LG	A	2820X
CHICKEN, LEGHORN	M	ST	FULL	D	987	1/2SZ 9"HG	B	9878
						1/3SZ 6"HG	A	987X
CHICKEN, RHODE ISLAND RED	M	ST	1/2SZ 11"HG	C	760	1/4SZ 5 1/2"HG	A	760X
COCKATEIL	SIM	PR	FULL	C	928	1/2SZ 6"LG	A	928X
COCKATOO, SULPHUR-CRESTED	SIM	PR-WO	FULL	D	781	1/3SZ 6"LG	A	781X
COCKATOO, SULPHUR-CRESTED	SIM	PR	FULL	C	927	1/2SZ 8"LG	A	927X
% CREEPER, BROWN	SIM	TR-FL-LD	FULL	B	775			
CROSSBILL, WHITE-WINGED	M	PR-FL-LD	FULL	B	773			
CROW, COMMON	SIM	ST	FULL	C	591	1/2SZ 8"LG	A	591X
CROW, COMMON	SIM	FL-LD	FULL	D	2845	1/2SZ 9"LG	B	2845B
						1/3SZ 6"LG	A	2845X
CUCKOO, YELLOW-BILLED	SIM	PR-FL-LD	FULL	C	961	1/2SZ 5 1/2"LG	A	961X
DIPPER, AMERICAN	SIM	ST	FULL	B	618			
DOVE, INCA	SIM	ST	FULL	B	800	2/3SZ 5"LG	A	800X
% DOVE,MOURNING	SIM	PR-FD-FL-LD	FULL	D	502	1/2SZ 5"LG	B	502B
DOVE, MOURNING	SIM	PR-HDEX	FULL	B	813	2/3SZ 8"LG	A	813X
DOVE, MOURNING	SIM	SET-REL	FULL	A	956			
DOVE, WHITE-WINGED	SIM	PR-FL-LD	FULL	D	824			
% FINCH, HOUSE	SIM	PR-FL-LD	FULL	B	949			
FINCH, PURPLE	SIM	PR-FL-LD	FULL	B	564	2/3SZ 3"LG	A	554X
% FLICKER, YELLOW-SHAFTED	SIM	ST-FL-LD	FULL	D	553	1/2SZ 4 1/2"LG	B	553B
FLYCATCHER, GREAT CRESTED	SIM	PR-FL-LD	FULL	C	929	1/2SZ 4"LG	A	929X
% FLYCATCHER, SCISSOR-TLD	SIM	PR-FL-LD	FULL	D	575	1/2SZ 7"LG	B	575B
GNATCATCHER, BLACK TAILED	SIM	PR	FULL	A	925			
% GOLDFINCH	SIM	PR-FL-LD	FULL	B	580			
GRACKLE, PURPLE	SIM	PR-FL-LD	FULL	C	552	1/2SZ 4 1/2"LG	A	552X
GROSBEAK, BLUE	SIM	PR	FULL	A	983			
%GROSBEAK, EVENING	M	PR-ST	FULL	B	536	2/3SZ 4 1/2"LG	A	536X
GROSBEAK, PINE	SIM	PR-FL-LD	FULL	C	782	1/2SZ 4"LG	A	782X
GROSBEAK, ROSE-BREASTED	M	PR-FL-LD	FULL	C	726	1/2SZ 3 1/2"LG	A	726X.
HOATZIN	SIM & Y	PR	1/2SZ 13"LG	C	982	1/4SZ 6 1/2"LG	A	982X
HORNBILL, GREAT	SIM	PR	1/3SZ 19"LG	0	817	1/6SZ 6"LG	A	817X
% HUMMINGBIRD, ANNA'S	M	FL	FULL	A	2832			
% HUMMINGBD, BEE (SMALLEST)	M	PR-FL	FULL	A	990			
% HUMMINGBD, BROAD-TAILED	M	PR-FL	FULL	A	2833			
% HUMMINGBD, RUBY-THROATED	M & F	PR-FL-NST	FULL	B	521			
% HUMMINGBIRD, RUFOUS	M	FL	FULL	A	2831			
JAY, BLUE	SIM	SCD	FULL	C	506			
% JAY, BLUE	SIM	PR-FL-LD	FULL	D	603	1/2SZ 5 1/2"LG	B	603B
JAY, BLUE	FLEDG.	PR	FULL	A	936			
JAY, GRAY	SIM	PR	FULL	B	919	2/3SZ 6"LG	A	919X
JAY, SCRUB	SIM	PR	FULL	B	794			
JAY, SCRUB	SIM	SCTP	FULL	B	829	2/3SZ 7"LG	A	829X
JAY, STELLERS	SIM	PR	FULL	C	734	1/2SZ 6 1/2"LG	A	734X
% JUNCO, SLATE-COLORED	SIM	PR-FL-LD	FULL	B	586			
KILLDEER	SIM	FEIGNING	FULL	C	509			
% KILLDEER	SIM	ST-FL-LD	FULL	D	576	1/2SZ 5"LG	B	576B
KILLDEER	CHICK	ST	FULL	A	992			
KINGBIRD, EASTERN	SIM	PR-FL-LD	FULL	C	779	1/2SZ 3 1/2"LG	A	779X
% KINGFISHER, BELTED	SIM	PR-DIVING	FULL	D	500	1/2SZ 5"LG	B	500B
KINGFISHER, BELTED	SIM	HOVERING	FULL	C	814	1/2SZ 5"LG	A	814X
KINGFISHER, GREEN	SIM	PR	FULL	B	801			
% KINGLET, GOLDEN-CROWN	SIM	PR-FL-LD	FULL	B	605			
KIWI, BROWN	SIM	ST	1/2SZ 8"HG	C	943	1/4SZ 4"HG	A	943X
LARK, HORNED	SIM	PR-FL-LD	FULL	C	64	1/2SZ 3 1/2"LG	A	614X
LOVEBIRD	SIM	PR	FULL	A	762			%
%MACAW, SCARLET	SIM	PR	FULL	D	742	1/2SZ 15"LG	B	742B
						1/3SZ 10"LG	A	742X
%MAGPIE, BLACK-BILLED	SIM	PR	FULL	D	592	1/2SZ 8"LG	B	592B
\$ MAGPIE BLACK-BILLED	SIM	FIGHTING	FULL	D	2848	1/2SZ 9"LG	B	2848B
# MARTIN, PURPLE	M	PR-FL-LD	FULL	C	604	1/2S 3 1/2"LG	A	604X
% MEADOWLARK, EASTERN	SIM	PR-FL-LD	FULL	C	566	1/2SZ 4 1/2"LG	A	566X
MEADOWLARK, EASTERN	SIM	ST-SINGING	FULL	B	574	2/3SZ 6"LG	A	574X
MOCKINGBIRD	SIM	PR-FL-LD	FULL	C	567	1/2SZ 5"LG	A	567X
MYNAH, HILL	SIM	PR	FULL	C	926	1/2SZ 6 1/2"LG	A	926X
NIGHTHAWK	SIM	SET-FL	FULL	C	501			
NUTCRACKER, CLARK'S	SIM	PR-FL-LD	FULL	C	969	1/2SZ 5"LG	A	969X

%NUTHATCH, RED-BREASTED	SIM	PR-FL-LD	FULL	B	802			
%NUTHATCH, WHITE-REASTED	SIM	TR-FL-LD	FULL	B	549			
%ORIOLE, BALTIMORE	M	PR-FL-LD	FULL	C	561	1/2SZ 3 1/2"LG	A	561X
OSTRICH	SIM	ST	3/8SZ 32"HG	E	951	1/6SZ 14"HG	C	951C
			1/9SZ 9 1/4"HG	B	951B	1/12SZ 7"HG	A	951X
% OVENBIRD	SIM	ST	FULL	A	848			
PARAKEET, CAROLINA (EXTINCT)	SIM	PR	FULL	C	2811	1/2SZ 5 1/2"LG	A	2811X
PARAKEET, TAME	SIM	PR	FULL	A	669			
PARAKEET, TAME	SIM	FL	FULL	C	770	1/2SZ 4"LG	A	770X
PARROT, GREY	SIM	PR	FULL	C	973	1/2SZ 5"LG	A	973X
PARROT, YELLOW-HEADED	SIM	PR	FULL	C	613	1/2SZ 7"LG	A	613X
PHOEBE, EASTERN	SIM	PR-FL-LD	FULL	B	947	2/3SZ 3 1/2"LG	A	947X
PIGEON, DOMESTIC	SIM	ST	FULL	C	595			
PIGEON, FANTAIL	SIM	ST	FULL	C	763	1/2SZ 6"LG	A	763X
PIGEON, PASSENGER (EXTINCT)	SIM	PR	FULL	C	842	1/2SZ 7"LG	A	842X
RAVEN	SIM	ST	FULL	D	730	1/2SZ 11"LG	B	730B
						1/3SZ 7"LG	A	730X
REDPOLL, COMMON	SIM	PR	FULL	A	520			
%REDSTART, AMERICAN	M	PR-FL-LD	FULL	B	957			
%ROADRUNNER	SIM	RN	FULL	D	531	1/2SZ 10"LG	B	531B
						1/3SZ 7"LG	A	531X
%ROBIN	SIM	PR-FL-LD	FULL	D	563	1/2SZ 4"LG	B	563B
						1/3SZ 3"LG	A	563X
ROBIN	FLEDG.	PR	HALF GROWN	A	776			
% SAPSUCKER, YELLOW-BELLIED	SIM	TR-FL-LD	FULL	C	821	1/2SZ 3 1/2"LG	A	821X
SHRIKE, LOGGERHEAD	SIM	PR-FL-LD	FULL	C	915	1/2SZ 4"LG	A	915X
SISKEN, PINE	SIM	PR-FL-LD	FULL	B	727			
SPARROW, CHIPPING	SIM	PR-FL-LD	FULL	B	954	2/3SZ 3"LG	A	954X
SPARROW, HOUSE (ENGLISH)	M	PR-FL-LD	FULL	B	764			
SPARROW, SONG	SIM	PR-FL-LD	FULL	A	955	2/33Z 3 1/2"LG	A	955X
SPARROW, TREE	SIM	PR-FL-LD	FULL	B	617			
% SPARROW, WHITE THROATED	SIM	PR-FL-LD	FULL	B	995	2/3SZ 3 1/2"LG	A	995X
STARLING	SIM	PR	FULL	B	845	2/3SZ 4 1/2"LG	A	845X
SWALLOW, BARN	SIM	PR-FL	FULL	C	662	1/2SZ 3"LG	A	562X
SWALLOW, TREE	SIM	PR-FL	FULL	C	550	1/2SZ 2 1/2"LG	A	550X
\$ SWALLOW, VIOLET-GREEN	SIM	PR-FL-LD	FULL	C	2841	1/2SZ 2 1/2"LG	A	2841X
SWIFT, CHIMNEY	SIM	ON WALL-FL	FULL	C	755			
%TANAGER, SCARLET	M & F	PR-FL-LD-NST	FULL	C	612	1/2SZ 3 1/2"LG	A	612X
%TANAGER, WESTERN	M	PR-FL-LD	FULL	C	616	1/2SZ 3"LG	A	616X
THRASHER, BROWN	SIM	PR-FL-LD	FULL	C	791	1/2SZ 4 1/2"LG	A	791X
THRUSH, VARIED	SIM	PR-FL-LD	FULL	C	963	1/2SZ 4"LG	A	963X
%THRUSH, WOOD.	SIM	ST-FL-LD	FULL	C	778	1/2SZ 3 1/2"LG	A	778X
%TITMOUSE, TUFTED	SIM	PR-FL-LD	FULL	B	577	2/3SZ 3"LG	A	577X
TOUCAN, TOGO	SIM	PR	FULL	D	807	1/2SZ 8"HG	B	807B
						1/3SZ 5"HG	A	807X
TOWHEE, BROWN	SIM	ST	FULL	B	793			
% TOWHEE, RUFOUS-SIDED	SIM	PR-FL-LD	FULL	C	952	1/2SZ 3 1/2"LG	A	952X
VIREO. RED-EYED	SIM	PR-FL-LD	FULL	B	774			
%WARBLER, BLACK & WHITE	M	PR	FULL	A	2827			
%WARBLER, BLACKBURNIAN	M	PR-FL-LD	FULL	B	766			
%WARBLER, BLK-THTD. BLUE	M	PR	FULL	A	2830			
%WARBLER, CERULEAN	M	PR	FULL	A	2826			
%WARBLER, CHESTNUT-SIDED	M	PR	FULL	A	2825			
WARBLER, HOODED	M	PR-FL-LD	FULL	B	958			
WARBLER, KIRTLAND'S	SIM	ST	FULL	A	2809			
% WARBLER, MAGNOLIA	M	PR	FULL	A	2828			
WARBLER, PROTHONATARY	SIM	PR	FULL	A	985			
%WARBLER, YELLOW	M	PR	FULL	A	2829			
WARBLER, YELLOW-BUMPED	SIM	PR	FULL	A	986			
WATERTHRUSH, NORTHERN	SIM	ST TAIL UP	FULL	A	788			
% WAXWING, CEDAR	SIM	PR-FL-LD	FULL	C	557	1/2SZ 3"LG	A	557X
WHIP-POOR-WILL	SIM	SET	FULL	B	756	1/2SZ 4 1/2"LG	A	756X
% WOODPECKER, DOWNY	SIM	PR	FULL	B	615			
WOODPECKER, HAIRY	SIM	TR-FL-LD	FULL	C	815	1/2SZ 4"LG	A	815X
WOODPECKER, IVORY-BILLED	SIM	ST	FULL	C	918	1/3SZ 6"LG	A	918X
%WOODPECKER, PILEATED	SIM	TR	FULL	C	510	2/3SZ 9"LG	B	510B
						1/2SZ 7"LG	A	510X
%WOODPECKER, RED-BELLIED	SIM	TR-FL-LD	FULL	C	924	1/2SZ 41/2"LG	A	924X
%WOODPECKER RED-HEADED	SIM	ST-FL-LD	FULL	C	758	1/2SZ 31/2"LG	A	758X
%WREN, CACTUS	SIM	PR-FL-LD	FULL	C	792			

Call Toll Free 1-800-663-1101 or Fax 1-604-525-1035

% WREN, CAROLINA	SIM	PR-FL-LD	FULL	B	743
WREN CAROLINA	FLEGD.	PR	FULL	0	934
% WREN, HOUSE	SIM	PR	FULL	A	642
WREN, HOUSE	SIM	DIS	FULL	A	2816
% WREN, MARSH	SIM	PR	FULL	A	968
WRENTIT	SIM	PR	FULL	A	843
% YELLOWTHROAT, COMMON	M	PR-FL-LD	FULL	B	948



Carolina Wren

FISH##### MARINE ANIMALS#####

ANGELFISH		MC	6"LG	B	1045	4"LG	A	1045X
BARRACUDA, GREAT		MSO	15"LG	C	1069	12"LG	B	1069B
						8"LG	A	1069X
BASS, LARGEMOUTH		MO-MC	20"LG	D	1019	12"LG	B	1019B
						8"LG	A	1019X
\$ BASS, PEACOCK		MC, MSO	18"LG	C	1087	9"LG	A	1087X
BASS, SMALLMOUTH		MO-MC	16"LG	C	1067	12"LG	B	1067B
						8"LG	A	1067X
BASS, STRIPED		MO-MC	40"LG	E	1011	28"LG	D	1011D
			14"LG	a	1011B	9"LG	A	1011X
BLUEFISH		MC	14"LG	B	1064	9"LG	A	1064X
BLUEGILL		MO-MC	13"LG	C	1029	10"LG	B	1029B
						6"LG	A	1029X
BULLHEAD, BLACK		MSO	14"LG	C	1065	7"LG	A	1055X
CATFISH, CHANNEL		MC	19"LG	C	1064	9"LG	A	1054X
COD, ATLANTIC		MSO-MC	14"LG	C	1083	7"LG	A	1083X
CRAPPIE		MO-MC	15"LG	C	1026	11"LG	B	1026B
						7"LG	A	1026X
DOLPHIN, BOTTLENOSE		JUMPING-MC	14"LG	C	1008	9"LG	B	1008B
DOLPHIN, BOTTLENOSE						6"LG	A	1008X
DOLPHIN, BOTTLENOSE		MC	18"LG	C	1070	12"LG	B	1070B
DOLPHIN, BOTTLENOSE						8"LG	A	1070X
DOLPHIN (FISH)		MO	16"LG	C	1049	8"LG	A	1049X
DRUM, RED		MC	13"LG	B	1043			
FLOUNDER		MC	13"LG	B	1080	8"LG	A	1080X
GOLDFISH, KOI		MC	13"LG	B	1051	8"LG	A	1051X
GOLDFISH, PEARLSCALE		MC	8"LG	B	1033			
GRAYLING, ARCTIC		MO-MC	14"LG	C	1031	7"LG	A	1031X
LIONFISH		MC	9"LG	B	1078	6"LG	A	1078X
MACKEREL, SPANISH		MO-MC	15"LG	C	1082	8"LG	A	1082X
MANATEE (WITH YOUNG)	SIM	SWM	16"LG	C	1014	10"LG	B	1014B
						8"LG	A	1014X
MARLIN, BLACK		MSO	17"LG	C	1059	8"LG	A	1059X
MARLIN, BLUE		MSO	14"LG	B	1068	32"LG	D	1068D
						9"LG	A	1068X
MARLIN, BLUE		JP-MSO	36"LG	E	1084			
MARLIN, STRIPED		MSO	18"LG	C	1060	11"LG	B	1060B
						7"LG	A	1060X
MARLIN, WHITE		MSO	18"LG	C	1047	9"LG	A	1047X
MUSKY		MC	41"LG	E	1041E	28"LG	D	1041
			15 1/2"LG	B	1041B	10"LG	A	1041X
			72"LG (6 FT)	EE	1041 EE			
PADDLEFISH		MO	38"LG	E	1053	18"LG	C	1053C
						9"LG	A	1053X
PERCH, YELLOW		MO-MC	12"LG	C	1027	6"LG	A	1027X
PIKE, NORTHERN		MSO-MC	26"LG	D	1034	13"LG	B	1034B
						8 1/2"LG	A	1034X
PIKE, WALLEYE		MSO-MC	30"LG	D	1012	13"LG	B	1012B
						7"LG	A	1012X
PIKE, WALLEYE		MO	16"LG	C	1028	12"LG	B	1028B
						8"LG	A	1028X
PIKE, WALLEYE		JUMPING-MSO	24"LG	D	1072	12"LG	B	1072B
						8"LG	A	1072X
PIRAHNA, RED-BELLIED		MSO	9"LG	B	1063	6"LG	A	1063X
RAY, MANTA-ATLANTIC		MC	18" SPAN	C	1015	12" SPAN	B	1015B
						8" SPAN	A	1015X
SAILFISH		JUMPING-MSO	21"LG	D	1062	10 1/2"LG	B	1062B
						7"LG	A	1062X

SAILFISH		MSO	7 FEET	EE	1076EE			
SALMON, ATLANTIC		MO	18"LG	C	1061	9"LG	A	1061X
SALMON, CHINOOK, (KING)		MO-MC	24"LG	D	1024	12"LG	B	1024B
						8"LG	A	1024X
SALMON, COHO, (SILVER)		MO-MC	23"LG	D	1023	12"LG	B	1023B
						8"LG	A	1023X
SALMON, SOCKEYE		MSO	24"LG	D	1071	12"LG	B	1071B
						8"LG	A	1071X
SEAL, HARBOR	SIM	SWM	10"LG	B	1009			
SEAL, HARBOR	SIM	ON GROUND	10"LG	a	1010			
SEAL, HARBOR	BABY	ON SIDE	8"LG	B	1018			
SEATROUT, SPOTTED		MO	11"LG	B	1046	7"LG	A	1046X
SHARK, BLACKTIP		MC	25"LG	D	1002	13"LG	A	1002B
						8"LG	A	1002X
SHARK, BONNET		MC	23"LG	D	1000	12"LG	A	1000B
						8"LG	A	1000X
SHARK, BULL		MC	17"LG	C	1074	8 1/4"LG	A	1074X
SHARK, MAKO		MC	16"LG	C	1042	10"LG	A	1042B
						7"LG	A	1042X
SHARK, SCALLOPED HAMMERHD		MC	26"LG	D	1003	13"LG	B	1003B
SHARK, SCALLOPED HAMMERHD						8"LG	A	1003X
SHARK, THRESHER		MC	21"LG	C	1032	13"LG	B	1032B
						9"LG	A	1032X
SHARK, TIGER		MC	27"LG	D	1001	13"LG	B	1001B
						9"LG	A	1000X
SHARK, WHALE		MC	19"LG	C	1066	13"LG	B	1066B
						8"LG	A	1066X
SHARK, WHITE		MC	13"LG	B	1050	9"LG	A	1050X
SNOOK		MC	17"LG	C	1065	8"LG	A	1065
		MC	27"LG	D	1065D			
\$ STINGRAY, ATLANTIC		MC	10" SPAN	C	1086	5" SPAN	A	1086X
STURGEON, LAKE		MC	19"LG	C	1025			
SWORDFISH		MSO	18"LG	C	1081	9"LG	A	10811
TARPON		MO	41"LG	E	1007	14"LG	B	1007B
						9"LG	A	1007X
\$ TILEFISH		MC-MSO	23"LG	D	1088	11 1/2"G	B	1088B
TRIPLETAIL		MC	15"LG	C	1077	7 1/2"LG	A	1077X
TROUT, BROOK		MO-MC	14"LG	C	1020	11"LG	B	1020B
						7"LG	A	1020X
TROUT, BROWN		MO-MC	17"LG	C	1021	13"LG	B	1021B
						9"LG	A	1021X
TROUT, CUTTHROAT		MO-MC	14"LG	C	1017	11"LG	B	1017B
						7"LG	A	1017X
TROUT, GOLDEN		MO-MC	14"LG	C	1016	11"LG	B	1016B
						7"LG	A	1016X
TROUT, LAKE		MO-MC	19"LG	D	1022	12"LG	B	1022B
						8"LG	A	1022X
TROUT, RAINBOW		MO-MC	14"LG	C	1013	11"LG	B	1013B
						7"LG	A	1013X
TROUT, STEELHEAD (RAINBOW)		MC	24"LG	D	1052	8"LG	A	1052X
TUNA, BLUEFIN		MO	18"LG	C	1048	9"LG	A	1048X
TUNA, YELLOWFIN		MSO	19"LG	C	1058	7"LG	A	1068X
TURTLE, EASTERN BOX		ON GROUND	5"LG	A	1030			
TURTLE, GREEN SEA		SWM	11"LG	C	1044	5 1/2"LG	A	1044X
TURTLE, PAINTED		ON GROUND	7"LG SHELL	C	1073	3 1/2"LG SHELL	A	1073X
TURTLE, SNAPPING		ON GROUND	8"LG SHELL	C	1075	4"LG SHELL	A	1075X
WAHOO		MSO-MC	20"LG	C	1079	10"LG	A	1079X
WALRUS	SIM	LD-ON GROUND	9"LG	C	1057	4 1/2"LG	A	1057X
WHALE, BLUE		MC	21"LG	C	1037	13"LG	B	1037B
						9"LG	A	10371
WHALE, BOWHEAD,		MC	21"LG	C	1039	13"LG	B	1039B
						9"LG	A	1039X
WHALE, BULUGA		MC	18"LG	C	1040	12"LG	B	1040E
						7"LG	A	1040X
WHALE, FIN		MC	20"LG	C	1056	13"LG	B	1056B
						9"LG	A	1056X
WHALE, GRAY		MC	21"LG	C	1036	13"LG	B	1036B
						9"LG	A	1036X
WHALE, HUMPBACK	F & Y	MC	15"LG	C	1004	9"LG	B	1004B
						6"LG	A	1004X

WHALE, KILLER (ORKA)		MC	21"LG	D	1006	10"LG	B	1006B
						7"LG	A	1006X
WHALE, NARWHALS	M	MC	15"LG	C	1035	10"LG	B	1035B
						6"LG	A	1035X
\$ WHALE, PILOT, ATLANTIC		MC	12" LG	B	1085	8"LG	A	1085X
WHALE, RIGHT		MC	21"LG	C	1038	13"LG	B	1038B
						9"LG	A	1038X
WHALE, SPERM		MC	25"LG	D	1005	12"LG	B	1005B
						8"LG	A	1005X

ANIMALS#####

AARDVARK	SIM	ST	10"LG	C	1275	5"LG	A	1275X
ANTELOPE, PRONGHORN	M	RN	9"LG	C	1204	4 1/2"LG	A	1204X
ANTELOPE, PRONGHORN	M	ST	9"HG	C	1349	4 1/2"HG	A	1349X
ARMADILLO, 9-BANDED	SIM	WLK	7"LG	B	1224			
BADGER	SIM	LD	11"LG	C	1297	5"LG	A	1297X
BAT, GREATER FRUIT	SIM	FL	1/2SZ 8"LG	C	1372	1/4SZ 4"LG	A	1372X
BEAR, BLACK	SIM	WLK	12"LG	D	1207	9"LG	C	1207C
			6"LG	a	1207B	4"LG	A	1207X
BEAR, BLACK	SIM	SE-UP	9"HG	C	1246			
BEAR, BLACK	SIM	ST-HL	8"HG	C	1318	4"HG	A	1318X
BEAR, GRIZZLY	SIM	ST-HL	13"HG	D	1211	9"HG	C	1211C
BEAR, GRIZZLY						4"HG	A	1211X
BEAR, GRIZZLY	SIM	WLK	9"LG	C	1212	4 1/2"LG	A	1212X
BEAR, GRIZZLY	SIM	LD	12"LG	C	1258	6"LG	A	1268X
BEAR, GRIZZLY	SIM	HD-ONLY	6"LG	B	1360	4"LG	A	1360X
BEAR, POLAR	SIM	WLK	10"LG	C	1238	5"LG	A	1238X
BEAR, POLAR	SIM	ST-HL	11"HG	C	1276	4 1/2"HG	A	1276X
BEAVER	Sim	ST	27"LG INC TAIL	D	1230D	11"LG INC TAIL	B	1230
						7"LG INC TAIL	A	1230X
BEAVER	SIM	SE-UP	11"HG	D	1242D	7"HG	C	1242
						3 1/2"HG	A	1242X
BISON	SIM	ST	9"LG	C	1213	4 1/4"LG	A	1213X
BISON	SIM	LD	6"LG	B	1311	4"LG	A	1311X
BISON	SIM	RN	9"LG	C	1388	4 1/2"LG	A	1388X
BOBCAT	SIM	ST	6 1/2"HG	C	1205	3 1/4"HG	A	1205X
BUFFALO, CAPE	M	ST	5 1/2"HG	C	1352	2 3/4"HG	A	1352X
BULL, SPANISH-FIGHTING	M	RTC	12"LG	C	1264	6"LG	A	1254X
BURRO	SIM	ST	7"HG	C	1295	3 1/2"HG	A	1295X
CAMEL	SIM	ST	6"HG	C	1227	3"HG	A	1227X
CARIBOU, WOODLAND	M	WLK	6"HG	C	1351	3"HG	A	1351X
CAT, COMMON	SIM	CR	9"LG	C	1321	5"LG	A	1321X
CAT, COMMON	SIM	SED	9"HG	C	1400	4 1/2"HG	A	1400X
CAT, PERSIAN	SIM	SED	9"HG	C	1384	4 1/2"HG	A	1384X
CAT, SIAMESE	SIM	SED	8"HG	C	1267	4"HG	A	1267X
CHEETAH	SIM	RN	5"HG	C	1271	2 1/2"HG	A	1271X
CHIPMUNK, EASTERN	SIM	SED	FULL	C	1285			
COW, HOLSTEIN	F	ST	4"HG	B	1330	3"HG	A	1330X
COYOTE	SIM	ST	12"LG	C	1322	6"LG	A	1322X
DEER, MULE	M	ST	7"HG	C	1218	3 1/2"HG	A	1218X
DEER, MULE	M	ET	5"HG	C	1233	2 1/2 "HG	A	1233X
DEER, RED	M	ST	5 1/2"HG	C	1329	3"HG	A	1329X
DEER, WHITE-TAILED	M & M	FTG	5"HG	D	1208	2 1/2"HG	B	1208B
DEER, WHITE-TAILED	M	ST	7"HG	C	1219	3 1/2"HG	A	1219X
DEER, WHITE-TAILED	M	RN	6"HG	C	1255			
DEER, WHITE-TAILED	M	SNK	6"LG	B	1316	4"LG	A	1316X
DEER, WHITE-TAILED	M	JP	6"LG	B	1317	4"LG	A	1317X
DEER, WHITE-TAILED	FAWN	LD	5"LG	B	1319	3 1/2"LG	A	1319X
DEER, WHITE-TAILED	F&Y	ST-HT	6"HG	C	1346	3"HG	A	1346X
DEER, WHITE-TAILED	M	HD-ONLY	FULL	D	1371	1/2SZ 6"LG	B	1371B
						1/3SZ 4"LG	A	1371X
DEER, WHITE-TAILED	FAWN	LD-HDD	5"LG	B	1392	3 1/2"LG	A	1392X
DOG, AKITA (JAPANESE)	SIM	ST	8"LG	C	1353	4"LG	A	1353X
DOG, BASSET HOUND	SIM	SET-UP	10"HG	C	1342	5"HG	A	1342X
DOG, BEAGLE	SIM	ST	6"HG	B	1278	4"HG	A	1278X
DOG, BEAGLE WITH PUPS	F&Y	LD	7"LG	C	1308	3 1/2"LG	A	1308X
DOG, BLOODHOUND	SIM	ST	6 1/2"HG	C	1343	3"HG	A	1343X
DOG, BOXER	M	ST	7"HG	C	1306	3 1/2"HG	A	1306X

Largest Selection of Quality Name Brand Carving Tools in Canada!

DOG, BULLDOG, ENGLISH	SIM	ST	6"HG	C	1264	3"HG	A	1264X
DOG, CHIHUAHUA	SIM	SED	5"HG	B	1350	3 1/2"HG	A	1350X
DOG CHOW CHOW	SIM	ST	6"HG	B	1369	4"HG	A	1369X
DOG, DACHSHUND	SIM	ST	12-LG	C	1296	6"LG	A	1296X
DOG, DALMATIAN	SIM	ST	6"HG	B	1357	4"HG	A	1357X
DOG, DOBERMANN PINSCHER	SIM	ST	8"HG	C	1265	4"HG	A	1265X
DOG, FOXHOUND	SIM	ST	5"HG	B	1389	3 1/2"HG	A	1389X
DOG, GREAT DANE	SIM	ST	8"LG	C	1298	4"LG	A	1298X
DOG, GREYHOUND	SIM	ST	6"HG	C	1367	3"HG	A	1367X
DOG, HOUND, WALKER COON	M	TREEING	11"HG	C	1286	5 1/2"HG	A	1286X
DOG, HUSKY, SIBERIAN	SIM	ST	9"LG	C	1249	4 1/2-LG	A	1249X
DOG, LHASO APSO	SIM	ST	5"HG	B	1344	3 1/2"HG	A	1344X
DOG, POINTER,GER, SHORT-HAIR	SIM	ST-PT	9"LG	C	1300	4 1/2"LG	A	1300X
DOG, POMERANIAN	SIM	ST	8"LG	C	1375	4"LG	A	1375X
DOG, POODLE, MINIATURE	SIM	ST	6"HG	B	1338	4"HG	A	1338X
DOG, POODLE, STANDARD	SIM	ST	5"HG	B	1333	3 1/2"HG	A	1333X
DOG, RETREIVER, CHES. BAY	SIM	SED-DM	7"HG	C	1291	3 1/2"HG	A	1291X
DOG, RETREIVER, CHES BAY	SIM	ST	7"HG	C	1370	3 1/2"HG	A	1370X
DOG, RETREIVER, GOLDEN	SIM	ST	7"HG	C	1281	3 1/2"HG	A	1281X
DOG, RETREIVER, GOLDEN	SIM	SED-DM	7"HG	C	1376	3 1/2"HG	A	1376X
DOG, RETREIVER, GOLDEN	SIM	HD-ONLY	7"LG	B	1393	4 1/2"LG	A	1393X
DOG, RETREIVER, LABRADOR	SIM	ST-DM	7"HG	C	1260	3 1/2"HG	A	1260X
DOG, RETREIVER, LABRADOR	SIM	ST	7"HG	C	1261	3 1/2"HG	A	1261X
DOG, RETREIVER, LABRADOR	SIM	SED-DM	7"HG	C	1294	3 1/2"HG	A	1294X
DOG, RETREIVER, LABRADOR	SIM	HD ONLY-DM	FULL	E	1394	1/2SZ 6"LG	C	1394C
DOG, RHODESIAN RIDGEBACK	SIM	ST	5 1/2"HG	C	1348	3"HG	A	1348X
DOG, ROTTWEILER	SIM	ST	8"HG	C	1335	4"HG	A	1335X
DOG, ROTTWEILER	SIM	SED	6"HG	B	1358	3 1/2"HG	A	1358X
DOG, ROUGH COLLIE	SIM	ST	5 1/2"HG	B	1345	3 1/2"HG	A,	1345X
DOG, SCHNAUZER, MINIATURE	SIM	ST	6 1/2"HG	B	1262	4"HG	A	1262X
DOG, SETTER, ENGLISH	SIM	ST-PT	7"HG	C	1307	3 1/2"HG	A	1307X
DOG, SETTER, IRISH	SIM	ST	7"HG	C	1280	3 1/2"HG	A	1280X
DOG, SHAR PEI	SIM	SED	7"HG	C	1334	3 1/2"HG	A	1334X
DOG, SHEEPDOG, OLD-ENGLISH	SIM	ST	9"HG	C	1324	4 1/2"HG	A	1324X
DOG, SHEPHERD, GERMAN	SIM	ST	7"HG	C	1266	3 1/2"HG	A	1266X
DOG, SHETLAND	SIM	LD	8"LG	B	1279	5"LG	A	1279X
DOG, SHETLAND	SIM	ST	4"HG	B	1356	2 1/2"HG	A	1356X
DOG, SHIH-TZU	SIM	ST	6"HG	B	1382	4"HG	A	1382X
DOG, SPANIEL, BRITTANY	SIM	ST-PT	6"HG	B	1305	3"HG	A	1305X
DOG, SPANIEL, COCKER	SIM	ST	6 1/2"HG	B	1267			
DOG, SPANIEL, ENG. SPRINGER	SIM	ST	6 1/2"HG	C	1302	3"HG	A	1302X
DOG, TERRIER, AIREDALE	SIM	ST	6 1/2"HG	C	1303	3"HG	A	1303X
DOG, TERRIER, BOSTON	SIM	ST	7"HG	C	1312	3 1/2"LG	A	1312X
DOG, TERRIER, BULL	SIM	ST	6"HG	a	1381	4"HG	A	1381X
DOG, TERRIER, JACK RUSSELL	SIM	ST	6"HG	B	1399	4"HG	A	1399X
DOG, TERRIER, SCOTTISH	SIM	ST	5"HG	a	1327	3"HG	A	1327X
DOG,TER. STAFFORDSHIRE,BULL	SIM	ST	6"HG	B	1380	4"HG	A	1380X
DOG, TER WEST HIGHLAND WHT	SIM	ST	6"HG	C	1405	3"HG	A	1405X
\$ DOG, WEIMARANER	SIM	SED	9"HG	C	1413	4 1/2"HG	A	1413X
DOG, WELSH CORGI, PEMBROKE	SIM	ST	9"LG	B	1386	6"LG	A	1386X
DOG, WELSH CORGI, PEMBROKE	SIM	SED	6"HG	B	1390	4"HG	A	1390X
DOG, WHIPPETT	SIM	ST	6"HG	C	1366	3"HG	A	1366X
ELAND, CAPE	M	ST	6"HG	C	1374	3"HG	A	1374X
ELEPHANT, AFRICAN	M	ST	7"HG	C	1274	3 1/2"HG	A	1274X
ELEPHANT, AFRICAN	M	ST-TOH	7"HG	C	1293	3 1/2"HG	A	1293X
ELEPHANT, AFRICAN	M	RTC	7"HG	D	1339	3 1/2"HG	B	1339B
ELEPHANT. AFRICAN	F & Y	ST	6"HG	C	1340	3"HG	A	1340X
ELEPHANT, ASIAN	F	ST	6"HG	a	1310	4"HG	A	1310X
ELK, (WAPITI)	M	ST-BULL	16"LG	E	1209E	10"LG	D	1209
			5"LG	B	1209B	3 1/2"LG	A	1209X
FERRET, BLACK-FOOTED	SIM	ST-SEUP	7"HG	C	1359	3 1/2"HG	A	1359X
\$ FOX, ARCTIC	SIM	SET-HT	8"HG	C	1412	4"HG	A	1412X
FOX, KIT	SIM	LD-HT	9"LG	C	1268	4 1/2"LG	A	1268X
FOX, RED	SIM	HD-ONLY	FULL	B	1228	2/3SZ 5"LG	A	1228X
FOX, RED	SIM	WLK	6"HG	C	1263	3"HG	A	1263X
FOX, RED	SIM	STHL	9"HG	C	1387	4 1/2"HG	A	1387X
GAZELLE, THOMSON'S	M	RN	7"LG	C	1355	4"LG	A	1355X
GIRAFFE	M	ST	18"HG	D	1210	9"HG	B	1210B
						6"HG	A	1210X
GOAT, COMMON, (BILLY)	M	ST	6"HG	C	1407	3"HG	A	1407X

GOAT, MOUNTAIN	M	ST	9"LG	C	1206	4 1/2"LG	A	1206X
GOPHER	SIM	SEUP	FULL	B	1220			
GORILLA, MOUNTAIN	M	WLK	7"HG	C	1236			
HARE, SNOWSHOE	SIM	SED	7"HG	C	1373	3 1/2"HG	A	1373X
HIPPOPOTAMUS	SIM	WLK	9"LG	B	1320	6"LG	A	1320X
HORSE	SIM	HD-ONLY	6"HG	A	1272X			
HORSE	FOAL	ST	6"HG	C	1404	3"HG	A	1404X
HORSE, ARABIAN	M	RR	11"HG	C	1215	5 1/2"HG	A	1215X
HORSE, ARABIAN	M	ST	8"HG	C	1282	4"HG	A	1282X
HORSE, BELGIAN	M	ST-PULL	8"HG	D	1214			
HORSE, CLYDESDALE	M	WLK	8"HG	C	1256	4"HG	A	1256X
HORSE, MUSTANG	SIM	ST	5"HG	B	1277			
HORSE, MUSTANGS	M&M	FTG	8"HG	D	1325	4"HG	B	1325B
HORSE, PERCHERON	M-	ST	8"HG	C	1283	4"HG	A	1283X
HORSE, QUARTER	SIM	RN	7"HG	C	1284	3 1/2"HG	A	1284X
HORSE, QUARTER	SIM	ST	7"HG	C	1301	3 1/2"HG	A	1301X
HORSE, QUARTER	SIM	WLK-HDD	5"HG	B	1326	3 1/2"HG	A	1326X
HORSE, QUARTER	SIM	CANTERING	10"LG	C	1368	5"LG	A	1368X
HORSE, QUARTER	SIM	ST-HT	8"HG	C	1385	4"HG	A	1385X
JACKRABBIT, BLACK-TAILED	SIM	SED .	6"HG	C	1288	3"HG	A	1288X
KANGAROO, RED	SIM	STHL	10"HG	C	1354	4"HG	A	1354X
KOALA	SIM	ON TREE	7"HG	C	1287	3 1/2"HG	A	1287X
KUDU, GREATER	M	ST	6 1/2"HG	C	1411	3"HG	A	1411X
LAMB, SHEEP	SIM	LD	6"LG	B	1289			
LEOPARD, SPOTTED	SIM	STLK	10"LG	C	1237	5"LG	A	1237X
LION, AFRICAN	M	LD	11"LG	C	1273	5 1/2"LG	A	1273X
LION, AFRICAN	M	ST-HL	8"HG	C	1377	4"HG	A	1377X
LION, AFRICAN	M	WLK	10"LG	C	1408	5"LG	A	1408X
LION, MOUNTAIN	SIM	ST	11"LG	C	1202	5 1/2"LG	A	1207X
LION, MOUNTAIN	SIM	STHL	11"LG	D	1234	5 1/2"LG	B	1234B
LION, MOUNTAIN	SIM	WLK	10"LG	D	1235	5"LG	B	1235B
LION, MOUNTAIN	SIM	LD	10"LG	C	1243	6"LG	A	1243X
LION, MOUNTAIN	SIM	STLK	10"LG	C	1299	5"LG	A	1299X
LION, MOUNTAIN	SIM	HD-ONLY	7"LG	C	1391	4 1/2"LG	A	1391X
LLAMA	SIM	ST	8"HG	C	1250	4"HG	A	1250X
LYNX	SIM	STLK	10"LG	C	1252	5"LG	A	1252X
MARTIN	SIM	ST	9"LG	C	1341	4 1/2"LG	A	1341X
MEERKAT, GREY	SIM	STHL2/3SZ	10"HG	C	1398	1/3SZ 5"HG	A	1398X
MINK	SIM	ST	FULL	C	1229	1/2SZ 6"HG	A	1229X
MOOSE	M	ST	8"HG ATSHLD	D	1231	6"HG ATSHLD	C	1231C
						3"HG ATSHLD	A	1231X
MOOSE	F&Y	ST	5"HG	C	1362	2 1/2"HG	A	1362X
MOUSE, DEER	SIM	ST	FULL	A	1401			
MOUSE, HOUSE	SIM	SEUP	FULL	A	1292			
MULE	SIM	ST	8"HG	C	1216	4"HG	A	1216X
MULE	SIM	PULLING	5"HG	B	1315	3"HG	A	1315X
MULE	SIM	HD-ONLY	1/2SZ 12"HG	D	1396	1/4SZ 6"HG	8	1396B
						1/6SZ 4 1/2"HG	A	1396X
MUSK OX	SIM	ST	10"LG	C	1378	5"LG	A	1378X
MUSKRAT	SIM	SEUP	6"HG	C	1309	3HG	A	1309X
OPPOSUM	SIM	ST	8"LG	B	1336	5 1/2"LG	A	1336X
OTTER, RIVER	SIM	SWM	10"LG	C	1244			
OTTER, RIVER	SIM	ST-HL	11"HG	C	1395	5 1/2"HG	A	1395X
OTTER, SEA	SIM	SWM	10"LG	B	1251	6"LG	A	1251X
OXEN	M	ST	7"LG	B	1223			
PANDA, GIANT	SIM	SEUP	6"HG	B	1331	4"HG	A	1331X
PANDA, GIANT	SIM	WLK	9"LG	B	1332	6"LG	A	1332X
PIG, WILD	M	ST	4"HG	B	1328	2 1/2"HG	A	1328X
PIG, YORKSHIRE	M	ST	6"HG	C	1239	4"HG	B	1239B
						3"HG	A	1239X
PRAIRIE DOG, BLACK-TAILED	SIM	SEUP	FULL	C	1240	1/2SZ 5"HG	A	1240X
RABBIT, COTTONTAIL	BABY	CR	FULL 5"LG	B	1232			
RABBIT, COTTONTAIL	SIM	SED	7"LG	C	1241	3 1/2"LG	A	1241X
RABBIT, ENGLISH LOP	SIM	SED	8"LG	C	1363	4"LG	A	1363X
RACCOON	SIM	ST	11"LG	C	1203	7"LG	B	1203B
						5 1/2"LG	A	1203X
RACCOON	SIM	SEUP	8"HG	C	1313	4"HG	A	1313X
RAT, KANGAROO	SIM	ST	FULL	A	1402			
RAT, NORWAY	SIM	ST	FULL	B	1383	2/3SZ 6"LG	A	1383X
RHINO BLACK	SIM	ST	11"LG	C	1253	5 1/2"LG	A	1253X

Use our Expedited Postal Service for “Fast, Reliable Delivery”

RHINO, INDIAN	SIM	ST	11"LG	C	1379	5 1/2"LG	A	1379X
SABLE	M	ST	7"HG	C	1410	3 1/2"HG	A	1410X
SEA LION, CALIFORNIA	SIM	LD	8"LG	B	1304	5"LG	A	1304X
SHEEP, BIGHORN	M	ST	8"HG	C	1200	4"HG	A	1200X
SHEEP BIGHORN	M & M	FTG	5"HG	C	1221			
SHEEP, DALE	M	ST	8"HG	C	1247	4"HG	A	1247X
SHEEP, DOMESTIC (MERINO)	F&Y	ST	6"HG	c	1361	3"HG	A	1361X
SKUNK, STRIPED	SIM	WLK	1/2SZ 8"LG	c	1245	1/4SZ 4"LG	A	1245X
SQUIRREL, GRAY	SIM	ON TREE	FULL	C	1217			
SQUIRREL, GRAY	SIM	ST-ALERT	FULL	C	1248	1/2SZ 5"HG	A	1248X
SQUIRREL, GRAY	SIM	SEUP	FULL	c	1290	1/2SZ 4"HG	A	1290X
SQUIRREL, SOUTHERN FLYING	SIM	ST-GLIDING	FULL	C	1397	1/2SZ 2 1/2"LG	A	1397X
STEER, LONGHORN	M	ST	6 1/2"HG	C	1222	3"HG	A	1222X
TASMANIAN DEVIL	SIM	WLK	10"LG	B	1347	5"LG	A	1347X
TIGER	SIM	LD	16"LG	D	1226	5 1/2"LG	A	1226X
TIGER	SIM	WLK	16"LG	D	1337	6"LG	A	1337X
WART HOG	M	ST	6"HG	c	1409	3"HG	A	1409X
WEASEL, SHORTTAIL	SIM	ST	FULL	A	1403			
WOLF, TIMBER	SIM	SED-HWL	8"HG	B	1201	5"HG	A	1201X
WOLF, TIMBER	SIM	STLK	8"LG	c	1259	4"LG	A	1259X
WOLF, TIMBER	SIM	ST-SNA	10"LG	c	1364	5"LG	A	1364X
WOLF, TIMBER	SIM	HD-ONLY	10"LG	c	1365	5"LG	A	1365X
WOLF, TIMBER	SIM	ST-HWL	9"LG	C	1406	4 1/4"LG	A	1406X
WOLVERINE	SIM	ST	12"LG	c	1314	6"LG	A	1314X
WOODCHUCK	SIM	SEUP	7 1/2"HG	C	1323	4"HG	A	1323X
ZEBRA, GRANTS	SIM	ST	7"HG	C	1269	3 1/2"HG	A	1269X
ZEBRA, GRANTS	SIM	RN	7"HG	C	1270	3 1/2"HG	A	1270X











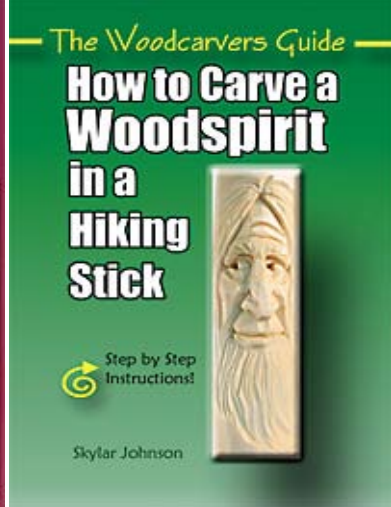



OTHER

ALLIGATOR, MISSISSIPPI	SIM		16"LG	c	1609	8"LG	A	1609X
CAROUSEL GOAT		ST	6"HG	B	1611	4"HG	A	1611X
CAROUSEL HORSE		ST	6"HG	C	1603	4"HG	A	1603X
CAROUSEL UNICORN		ST	6"HG	a	1610	4"HG	A	1610X
CRAB, BLUE			12"INCL LEGS	C	1605	8"INCL LEGS	B	1605B
DINOSAUR, BRONTOSAURUS		WLK	23"LG	D	1608	12"LG	B	1608B
						8"LG	A	1608X
DINOSAUR, DEINONYCUS		RN	19"LG	D	1602	10"LG	a	1602B
						7"LG	A	1602X
DINOSAUR, TYRANNOSAURUS		ST	8"HG	C	1619	4"HG	A	1619X
DRAGON (EUROPEAN STYLE)			18"LG	D	1614	9"LG	B	1614B
DRAGON (EUROPEAN STYLE)						6"LG	A	1614X
DUCK MAN		ST	9"HG	C	1600			
FFROG, BULL		SED	FULL 6"LG	B	1607			
FFROG, COMMON LEOPARD		SED	FULL 3"HG	A	1616			
FFROG, COMMON LEOPARD		LEAPING	FULL	B	1624			
GARGOYLE, TUSCAN			5"HG	C	1628			
IGUANA, GREEN		ON LOG	BODY 9"LG	D	1604			
KOMODO DRAGON (LIZARD)		WLK	14"LG	c	1621	7"LG	A	1621X
LIZARD, FRILLED		RN	10"LG	C	1625	5"LG	A	1625X
LIZARD, HORNED, TEXAS		SED	FULL	A	1622			
LOBSTER			14"LG	c	1618	7"LG	A	1618X
OCTOPUS			10" SPAN	C	1627	5" SPAN	A	1627X
SEAHORSE	SIM		6"LG	A	1613			
SKULL-BISON			2/3 SZ 14"LG	D	1626	1/3 SZ 7"LG	B	1626B
						1/5 SZ 5"LG	A	1626X
SSNAKE, COBRA		HOOD SPREAD	8"HG	c	1620	4"HG	A	1620X
SSNAKE, GARTER			22"LG	A	1623			
SSNAKE, TIMBER RATTLER		HD-ONLY-MO	6"LG	B	1615	4"LG	A	1615X
STARFISH			4"LG	A	1612			
UNICORN		HD&NK	17"LG	D	1601	8"LG	B	1601B
						6"LG	A	1601X
UNICORN		WLK	6"HG	C	1617	3"HG	A	1617X






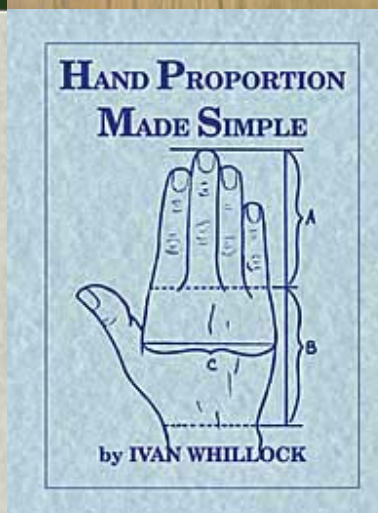
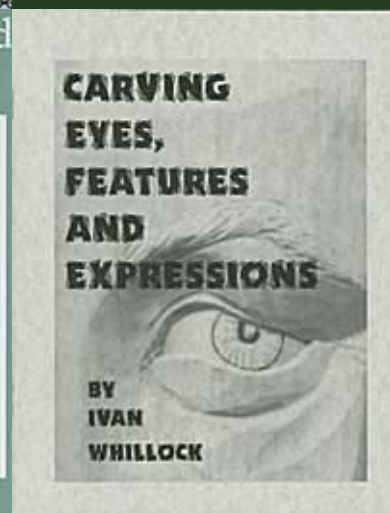


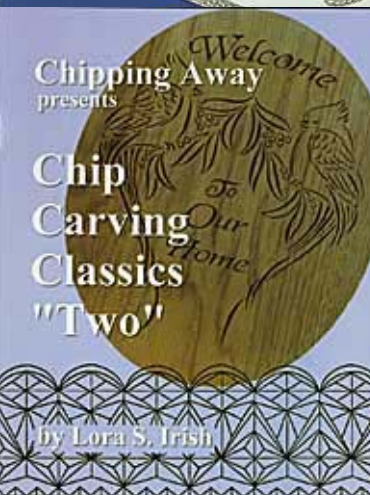
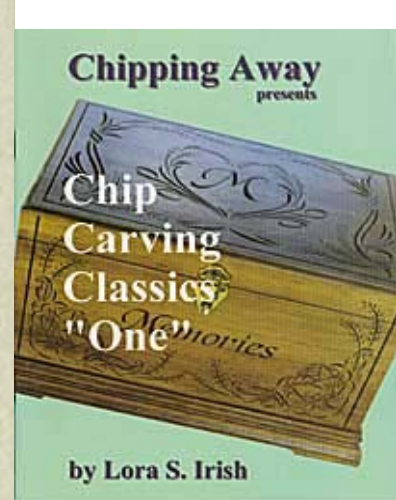
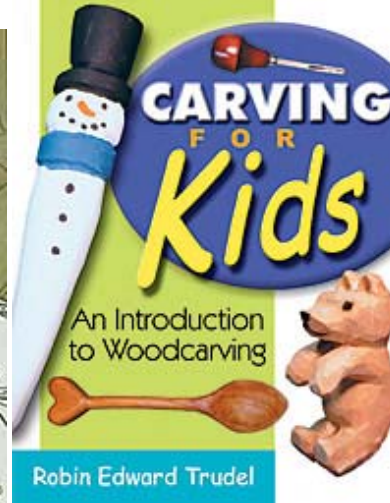
Books and Magazines

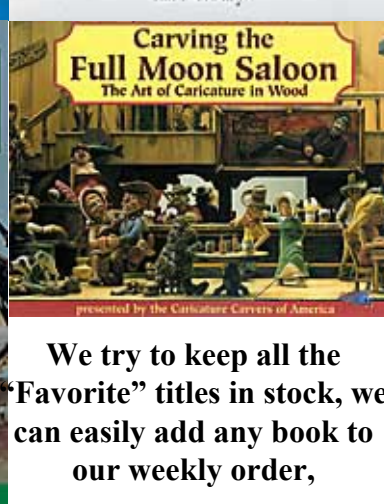












The next set of pages in this catalogue contain a comprehensive listing of Carving, Drawing, Pyrography and Scroll Saw Books currently on the market. While we do stock a number of these titles in our stores, some will only be available by special order. We order on a bi-weekly basis through the fall and winter months and monthly during the remainder of the year. We would be only too pleased to add your special request to our regular order at no extra cost to you. From time to time our suppliers offer a special leather bound edition of a special book. If you wish to order one of these, we will require a deposit with your order. If the book is not available the deposit will be returned.

We are currently working to list all of these books on our Website, www.islandwoodcraft.ca. If you are viewing the catalogue on your computer you may place your mouse pointer on any book you wish to view. By left clicking your Mouse, the imbedded hyperlink will take you directly to the page in our catalogue where you will find a detailed description of the book and current pricing.

















Click on the "Book" image to link to our website for detailed information and pricing.






We try to keep all the
"Favorite" titles in stock, we
can easily add any book to
our weekly order,



Wildlife Carving in Relief



by Lora S. Irish

Carving Techniques and Patterns



28 PROJECTS
Carve a Bottle Stopper
From Start to Finish

CLASSIC CARVING
PROJECTS MADE EASY

Bottle Stoppers



GREG YOUNG

Carving the Female Face



By
Wally
Luech

How-to
Carve
Pretty
Faces
in Wood

DISCOVER DRAWING SERIES

Draw Horses



Lee Hammond



Carving Realistic Flowers In Wood

ROSE • HIBISCUS • MORNING GLORY
Ready-To-Use Patterns
Step-By-Step Projects
Reference Photos


by Wanda Marsh

Carving Nature

WILDLIFE STUDIES IN WOOD




Frank Fox-Wilson



CARVING ARCHITECTURAL DETAIL IN WOOD

The Classical Tradition

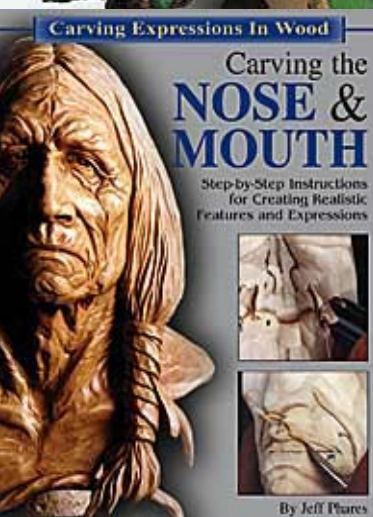
FREDERICK WILBUR



CARVING Found Wood

12 Top Carvers Share
Techniques and Inspirations
for Carving a Kind of Unfinished,
Rough and Often Natural
Form Piece

By Vic Hood and Jack A. Williams




Carving Expressions In Wood

Carving the NOSE & MOUTH

Step-by-Step Instructions
for Creating Realistic
Features and Expressions



By Jeff Phares



Carving Expressions In Wood

Carving EYES


Step-by-Step Instructions
for Creating Realistic
Features and Expressions



By Jeff Phares

Carving Folk Art Figures


Patterns & Instructions for Angels, Moors, Santas and More!



CARVING THE HUMAN FIGURE

studies in wood and stone


Dick Onians



Carving HORSE PORTRAITS In Relief


Patterns and
Complete
Instructions for
5 Horses

BY KURT KOCH



CARVING SONGBIRDS

AN ENCYCLOPEDIA OF CARVING, SCULPTING AND PAINTING TECHNIQUES
LORI CORBETT



CARVING SANTAS FROM AROUND THE WORLD

CYNTHIA
JOSEPH-CARRART

15 QUICK AND EASY PROJECTS TO MAKE AND GIVE

COMPLETE GUIDE TO Architectural Carving



KURT KOCH

7 SKILL
BUILDING
EXERCISES TO
MASTER THE
TECHNIQUES

Architectural Patterns FOR WOODCARVERS



63


CLASSIC
PATTERNS
FOR ADDING
ORNAMENTAL
DETAIL TO
FURNITURE AND
ARCHITECTURAL
TRIMWORK

A PATTERNS AND DESIGN SOURCEBOOK FOR WOODCARVERS
FOR ADDING DETAIL TO YOUR CARVING

KURT KOCH



DEER
THE ULTIMATE ARTIST'S REFERENCE
A comprehensive
collection of 100
photographs and
sketches of deer
in their natural
habitat. Includes
information on
deer anatomy, behavior,
and habitat. Over
100 pages of
reference material.
Includes a CD-ROM
with 100 photographs
and sketches of deer
in their natural
habitat. Includes
information on
deer anatomy, behavior,
and habitat. Over
100 pages of
reference material.



Third Edition
DRAWING MAMMALS
by Doug Lindstrand
20 "Favorite" Large Animals
An Artist's Reference Guide to North American Mammals




WOODCARVING
Tools, Materials
& Equipment
NEW EDITION
Volume 1
Chris Pye




WOODCARVING
Tools, Materials
& Equipment
NEW EDITION
Volume 2
Chris Pye




Inspirational
RELIEF
CARVING
WILLIAM JUDD




Celtic Carved Lovespoons
30 PATTERNS
Sharon Littley
& Clive Griffin




LETTERCARVING
IN WOOD
A PRACTICAL COURSE
Chris Pye




ILLUSTRATED GUIDE TO
CARVING TREE BARK
Rick Jensen
and
Jack A. Williams
RELEASING WHIMSICAL HOUSES & WOODSPIRITS FROM FOUND WOOD




REALISTIC DOGS
A HOW-TO WORKBOOK
FOR CARVERS AND ARTISTS
JACK OCHLAN




CARVING CLASSIC FEMALE FACES
IN WOOD
A How-to Reference for Carvers and Sculptors
IAN NORBURY



CARVING CLASSIC FEMALE FIGURES
IN WOOD
A How-to Reference for Carvers and Sculptors
IAN NORBURY




THE ART OF IAN NORBURY
SCULPTURES IN WOOD
IAN NORBURY

















2ND EDITION
New with 45 Carvings
Carving SPOONS
SHIRLEY ADLER
Introduction by Henry Russell
Historical, Native and Ethnic
by R. J. TONGERMAN
With Love Spoons, Celtic Knots
and Contemporary Favorites




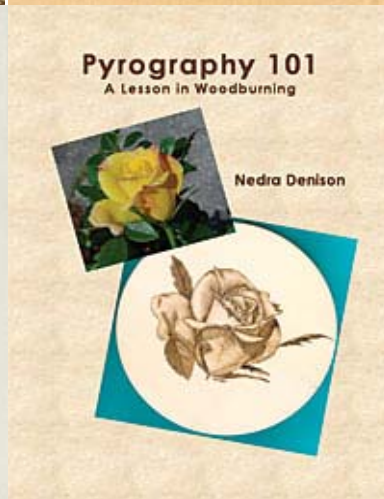
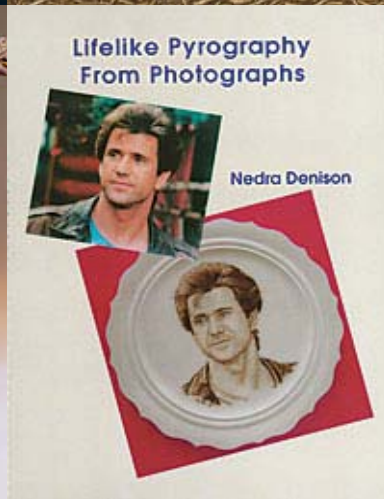











Sculpting Wood
contemporary tools & techniques
Mark Lindquist
photography by Bill Byers



ART & TECHNIQUE OF
SCANDINAVIAN STYLE WOODCARVING
Step-by-Step Instructions & Patterns for
40 Flat-Plane Carving Projects
HARLEY RISSU



Books make Great Gifts
at Christmas and other
Special Times of the Year



Woodchips Carving Supplies

#6 – 145 Schoolhouse St, Coquitlam, BC Canada, V3K 4X8

Order Form

(Fax to 604-525-1035 or email david@islandwoodcraft.ca)

Name	
Street	
City	Postal Code/Zip:
Country	Phone Number:

Item Number	Description	Price
1		
2		
3		
4		
5		
6		
7		
8		
9		
10		
11		
12		
13		
14.		

We ship by FEDEX Courier or Canada Post Insured within Canada. US shipments by Insured Mail. You may indicate your preference.

Mail	Courier
------	---------

Woodchips Carving Supplies accepts MasterCard, Visa, Amex, or Postal Money Orders (COD)

Card Type:	Number:
Expiry Date:	Name on Card:
Signature and CVV #:	